



San Benito County Public Health Services



COVID-19 UPDATE: APRIL 26, 2023 Epidemiologic Week 17: 4/23/2023 - 4/29/2023

This report is based on only available data; not all results have been received.

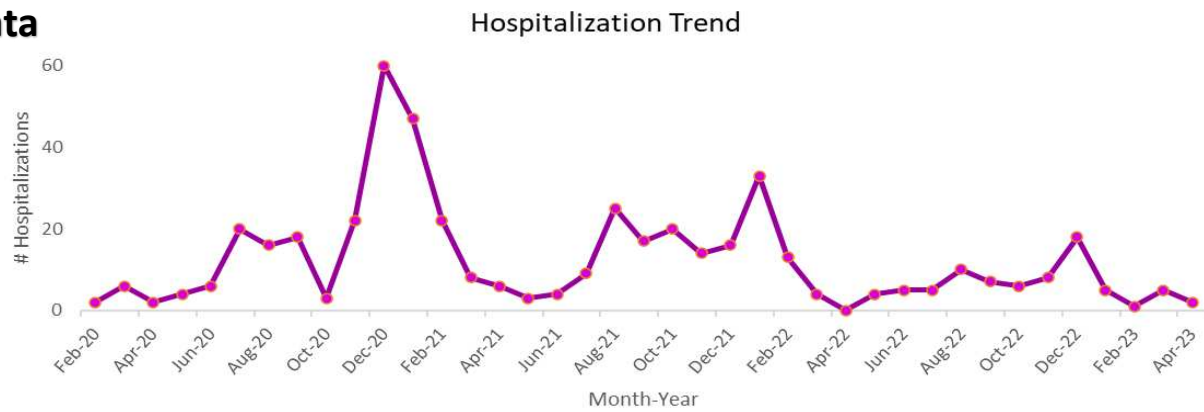
COVID-19 Snapshot

Total Cases	Active	Recovered	Deaths
17,904	8	17,774	122
Hospitalizations	Primary Dose Completed	Booster Dose Received	
477	45,013 (73%)	25,735 (42%)	

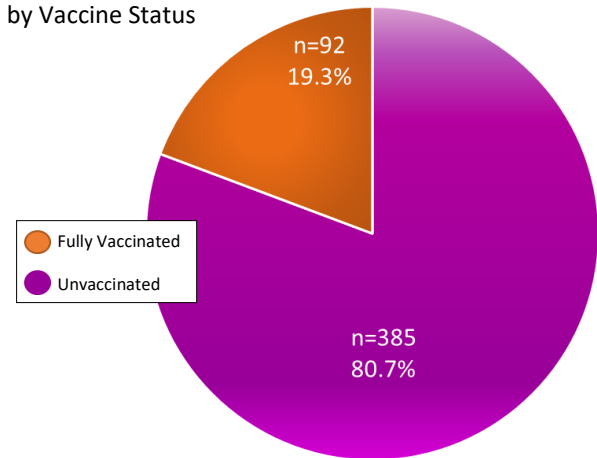
San Benito County Public Health Services continues to work with medical providers to identify and test individuals who meet criteria for COVID-19 testing. There have been 10 new cases reported since April 19 for a total of 17,904 confirmed cases of COVID-19 in SBC. Confirmed cases include patients who have since recovered and those who are deceased. Fifty-three percent (9,607 of positive cases reported) were female; ages ranged from 1 day to 101 years (median: 37 years). All results included in this update are current to April 26, 2023 at 2:00PM.

COVID-19 Hospital Data

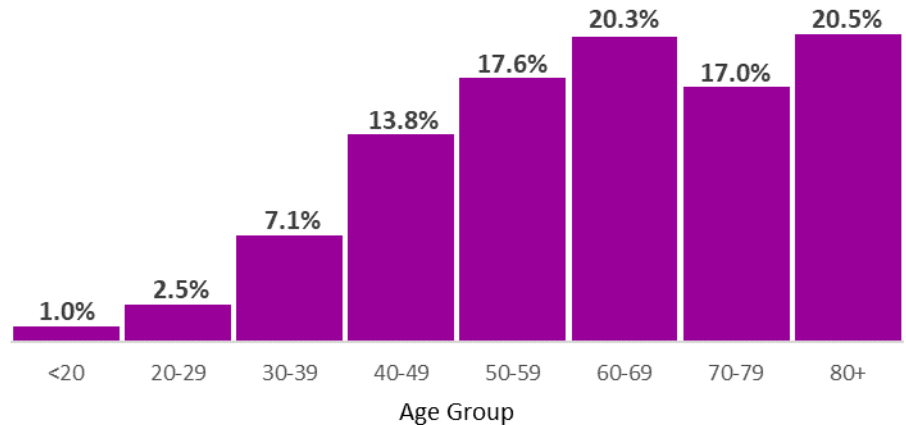
Demographics
Total: 477 Hospitalized
Average Age: 62.9 Years
Range: 2 Months - 100 Years
Male: 54.3% (n=259)
Female: 45.7% (n=218)



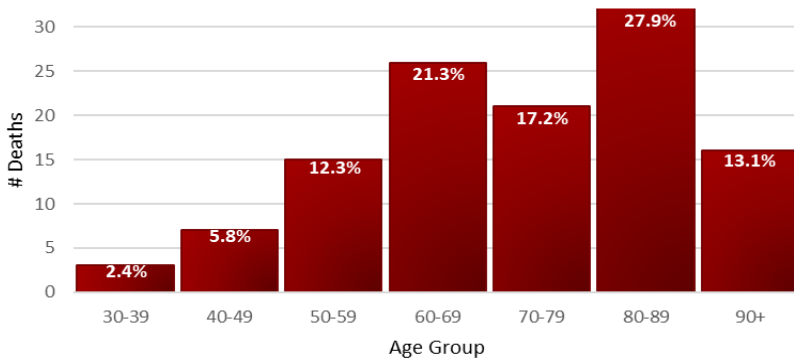
Hospitalization
by Vaccine Status



Hospitalizations by Age Group



COVID-19 Deaths



Total COVID-19 Deaths: 122

Unvaccinated Deaths: 96	Fully Vaccinated Deaths: 26
Male 64.8% (n=79)	Female 35.2% (n=43)
Average Age: 72.7 Years	Range: 38-101 Years



San Benito County Public Health Services

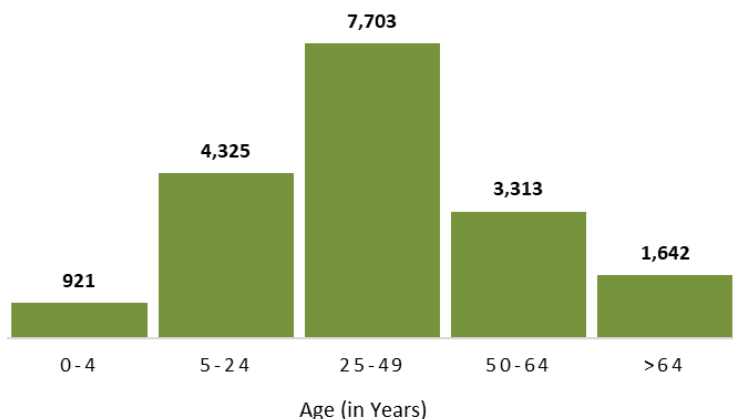


COVID-19 UPDATE: APRIL 26, 2023

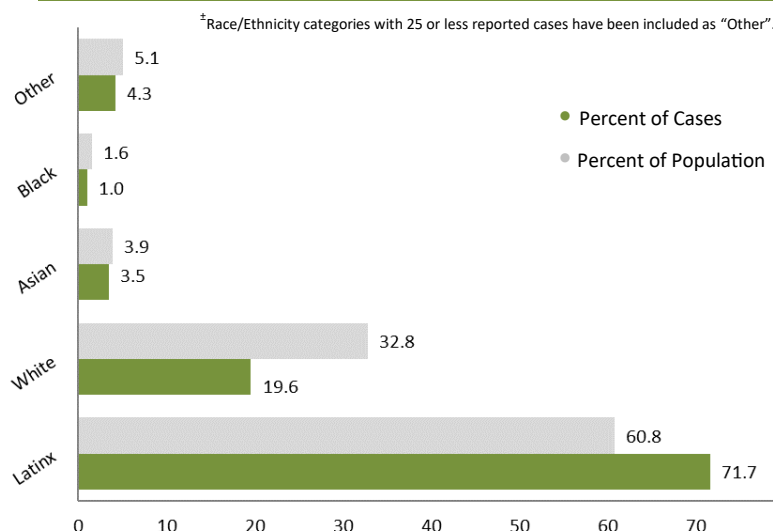
This report is based on only available data; not all results have been received.

Case Demographics

SBC COVID-19 Cases by Age Group



Cases in SBC by Known Race/Ethnicity[±]



Variants

- **B.1.1.7** (Alpha) variants are associated with approximately 50% increased transmission, and likely with increased disease severity and risk of death. Appears to have minimal impact on the effectiveness of treatments with antibodies.
- **B.1.351** (Beta) variants are associated with approximately 50% increased transmission. May have moderately decreased response to antibody treatments.
- **B.1.427** and **B.1.429** (Epsilon) are associated with approximately 20% increased transmission. There is significantly reduced efficacy of some antibody treatments.
- **B.1.526** (Iota) is associated with significantly reduced efficacy of some antibody treatments.
- **P.1** (Gamma) variants may have moderately decreased response to some antibody treatments.
- **B.1.617.2** (Delta) variants are associated with approximately 200% increased transmission. May have moderately decreased response to antibody treatments (Delta totals include all Delta AY sublineages).
- **B.1.1.529** (Omicron) variants are associated with increased transmission. San Benito County reported its first case of the Omicron variant on December 8, 2021 (Omicron totals include all BA sublineages).

Variants Identified in SBC

Variant	# Cases
B.1.1.7	26
B.1.351	3
B.1.427/ B.1.429	291
B.1.526	7
P.1	8
B.1.617.2	552
B.1.1.529	791

Cases by City/Zip Code and County

County	Cases	Population	Rate *
San Benito	17,904	64,022	4.0
Santa Clara	481,872	1,967,585	4.2
Santa Cruz	69,251	270,861	5.2
Monterey	99,989	448,732	1.5
Merced	77,500	288,420	2.2

*County rate is a rolling 7-day average and per 100K population.

