



# San Benito County Public Health Services



## COVID-19 UPDATE: APRIL 12, 2023 Epidemiologic Week 15: 4/9/2023 - 4/15/2023

This report is based on only available data; not all results have been received.

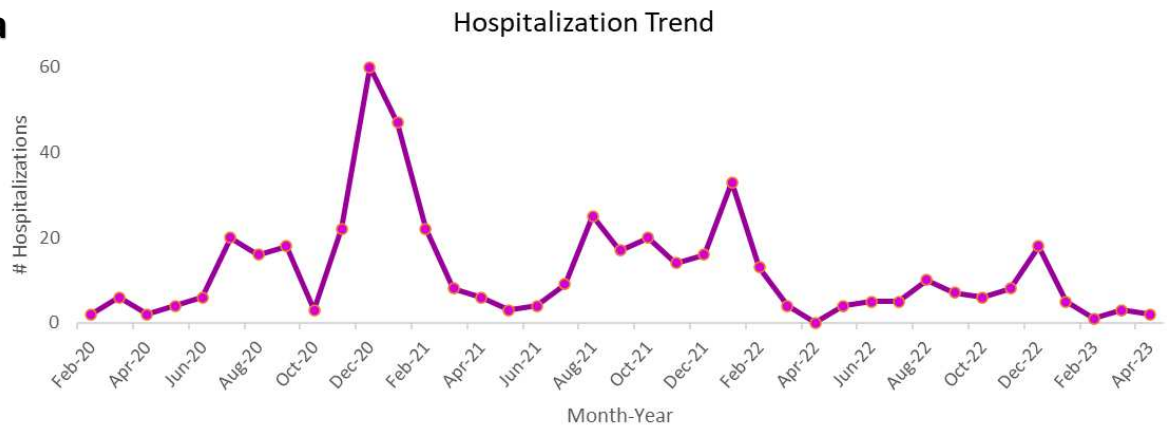
### COVID-19 Snapshot

Total Cases	Active	Recovered	Deaths
17,880	9	17,749	122
Hospitalizations	Primary Dose Completed	Booster Dose Received	
475	45,002 (73%)	25,706 (42%)	

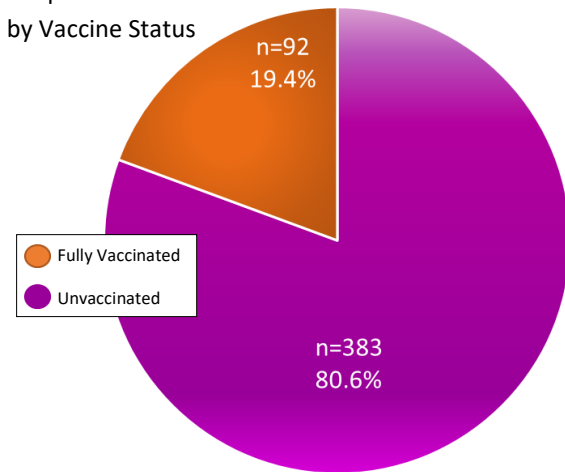
San Benito County Public Health Services continues to work with medical providers to identify and test individuals who meet criteria for COVID-19 testing. There have been 22 new cases reported since April 5 for a total of 17,880 confirmed cases of COVID-19 in SBC. Confirmed cases include patients who have since recovered and those who are deceased. Fifty-three percent (9,596 of positive cases reported) were female; ages ranged from 1 day to 101 years (median: 37 years). All results included in this update are current to April 12, 2023 at 2:00PM.

### COVID-19 Hospital Data

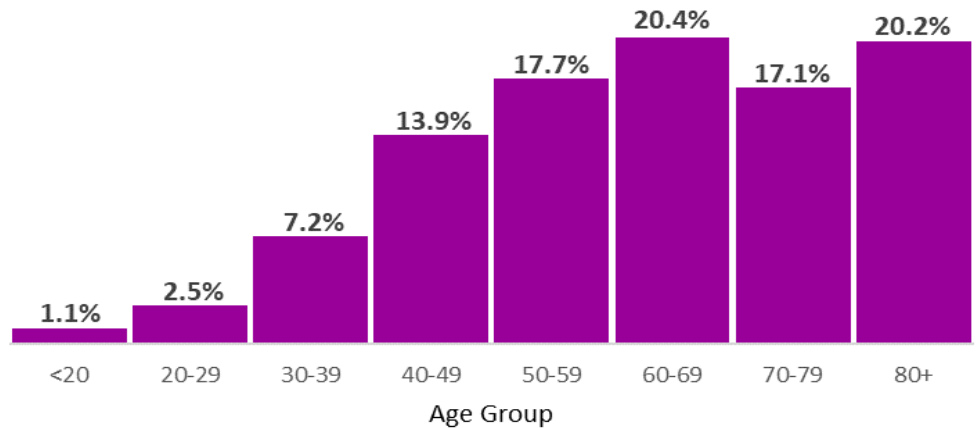
Demographics
Total: 475 Hospitalized
Average Age: 62.8 Years
Range: 2 Months - 100 Years
Male: 54.1% (n=257)
Female: 45.9% (n=218)



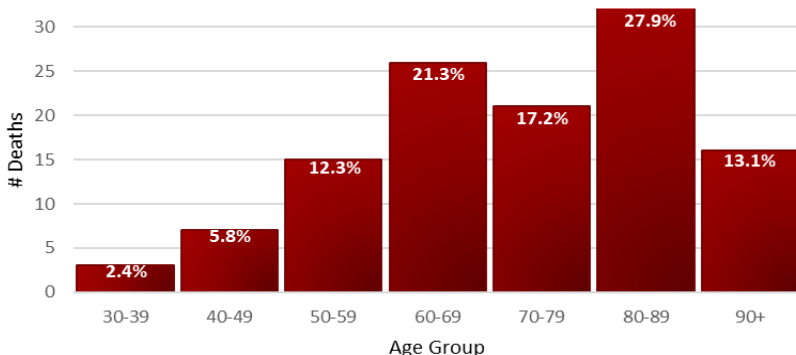
Hospitalization  
by Vaccine Status



Hospitalizations by Age Group



### COVID-19 Deaths



#### Total COVID-19 Deaths: 122

Unvaccinated Deaths: 96	Fully Vaccinated Deaths: 26
Male 64.8% (n=79)	Female 35.2% (n=43)
Average Age: 72.7 Years	Range: 38-101 Years



# San Benito County Public Health Services

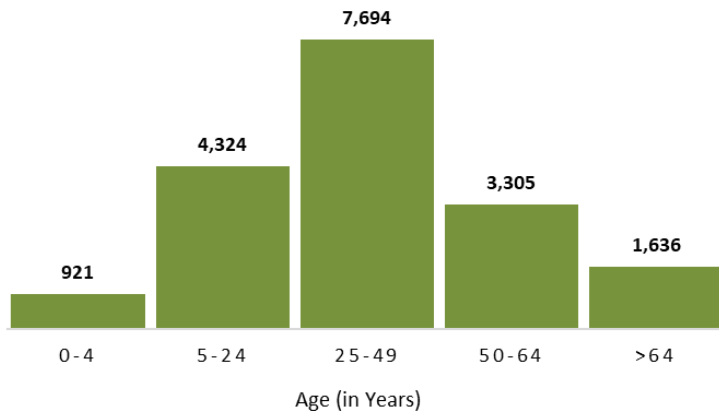


## COVID-19 UPDATE: APRIL 12, 2023

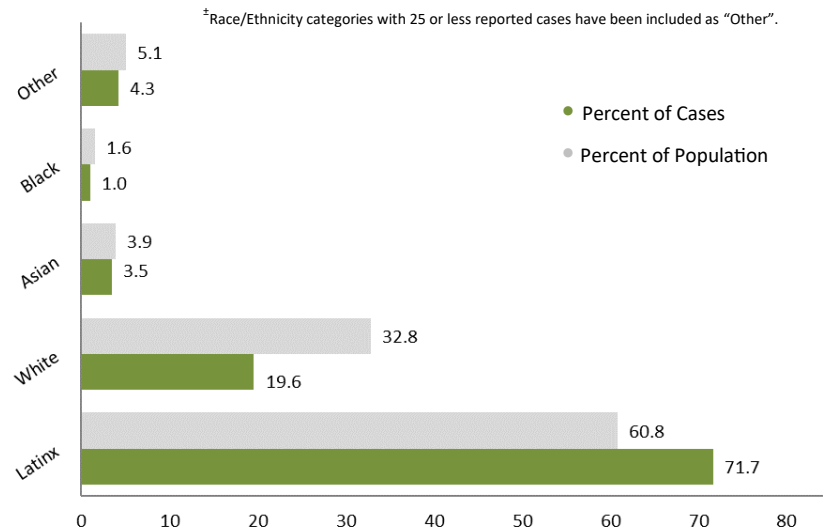
This report is based on only available data; not all results have been received.

### Case Demographics

#### SBC COVID-19 Cases by Age Group



#### Cases in SBC by Known Race/Ethnicity<sup>±</sup>



### Variants

- **B.1.1.7** (Alpha) variants are associated with approximately 50% increased transmission, and likely with increased disease severity and risk of death. Appears to have minimal impact on the effectiveness of treatments with antibodies.
- **B.1.351** (Beta) variants are associated with approximately 50% increased transmission. May have moderately decreased response to antibody treatments.
- **B.1.427** and **B.1.429** (Epsilon) are associated with approximately 20% increased transmission. There is significantly reduced efficacy of some antibody treatments.
- **B.1.526** (Iota) is associated with significantly reduced efficacy of some antibody treatments.
- **P.1** (Gamma) variants may have moderately decreased response to some antibody treatments.
- **B.1.617.2** (Delta) variants are associated with approximately 200% increased transmission. May have moderately decreased response to antibody treatments (Delta totals include all Delta AY sublineages).
- **B.1.1.529** (Omicron) variants are associated with increased transmission. San Benito County reported its first case of the Omicron variant on December 8, 2021 (Omicron totals include all BA sublineages).

#### Variants Identified in SBC

Variant	# Cases
B.1.1.7	26
B.1.351	3
B.1.427/ B.1.429	291
B.1.526	7
P.1	8
B.1.617.2	552
B.1.1.529	787

### Cases by City/Zip Code and County

County	Cases	Population	Rate *
San Benito	17,880	64,022	4.2
Santa Clara	480,782	1,967,585	4.5
Santa Cruz	69,159	270,861	6.2
Monterey	99,989	448,732	1.6
Merced	77,206	288,420	3.8



\*County rate is a rolling 7-day average and per 100K population.