



# San Benito County Public Health Services

## COVID-19 UPDATE: FEBRUARY 1, 2023

### Epidemiologic Week 5: 1/29/2023 - 2/4/2023

This report is based on only available data; not all results have been received.



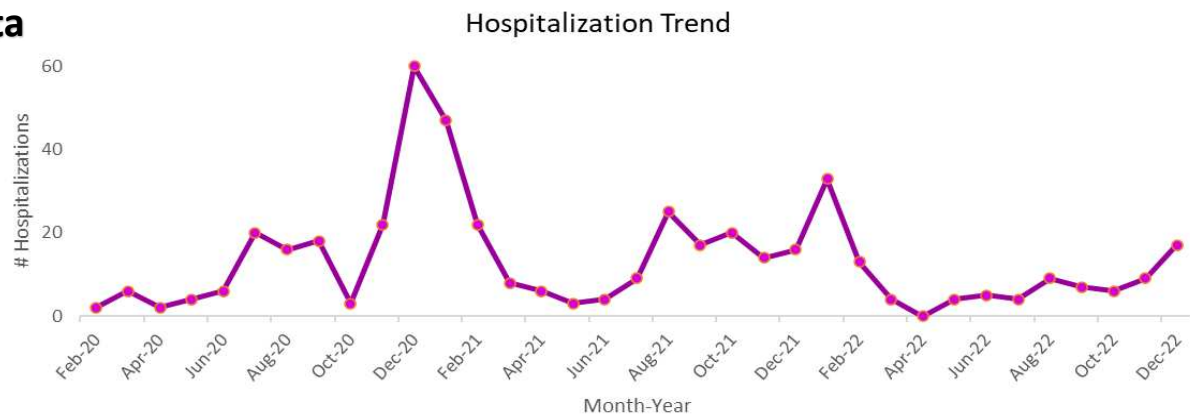
## COVID-19 Snapshot

Total Cases	Active	Recovered	Deaths
17,560	12	17,430	118
Hospitalizations	Primary Dose Completed	Booster Dose Received	
469	44,838 (73%)	25,417 (41%)	

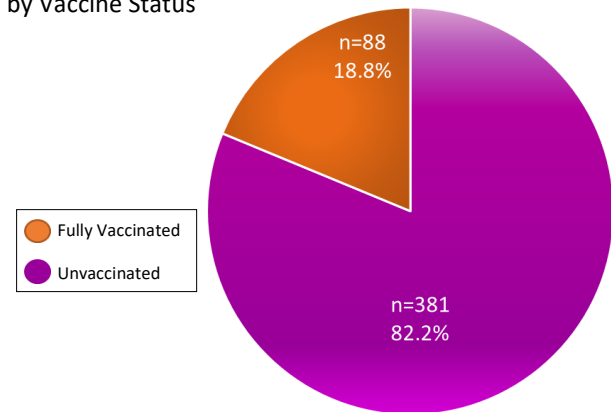
San Benito County Public Health Services continues to work with medical providers to identify and test individuals who meet criteria for COVID-19 testing. There have been 41 new cases reported since January 25 for a total of 17,560 confirmed cases of COVID-19 in SBC. Confirmed cases include patients who have since recovered and those who are deceased. Fifty-three percent (9,396 of positive cases reported) were female; ages ranged from 1 day to 101 years (median: 37 years). All results included in this update are current to February 1, 2023 at 2:00PM.

## COVID-19 Hospital Data

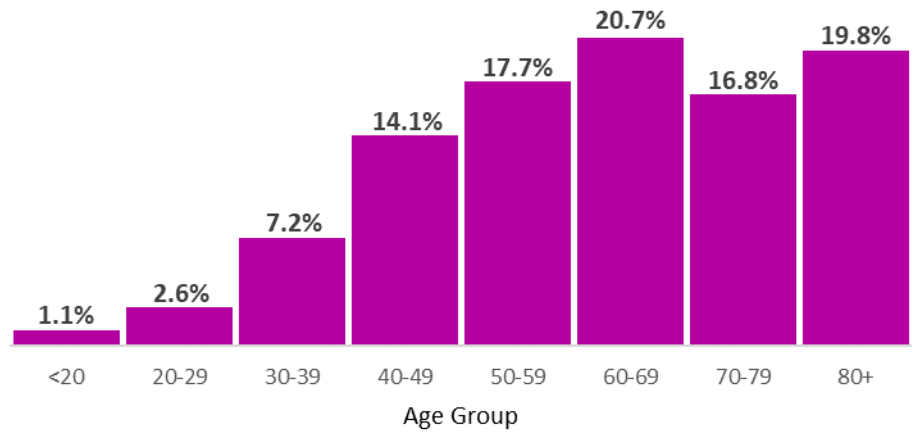
Demographics
Total: 469 Hospitalized
Average Age: 62.6 Years
Range: 2 Months - 100 Years
Male: 54.2% (n=254)
Female: 45.8% (n=215)



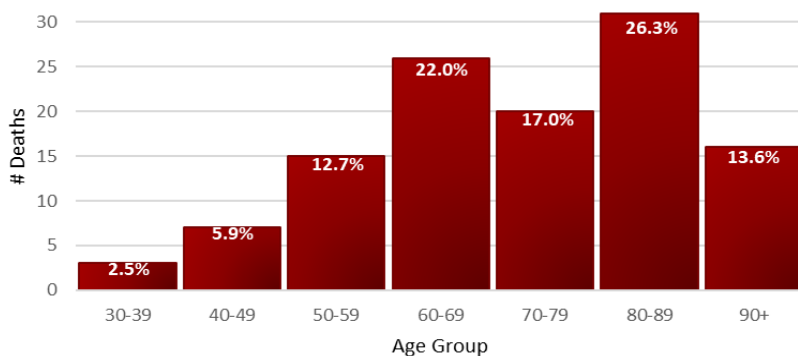
Hospitalization  
by Vaccine Status



Hospitalizations by Age Group



## COVID-19 Deaths



### Total COVID-19 Deaths: 118

Unvaccinated Deaths: 96	Fully Vaccinated Deaths: 22
Male 65.3% (n=77)	Female 34.7% (n=41)
Average Age: 72.3 Years	Range: 38-101 Years



# San Benito County Public Health Services

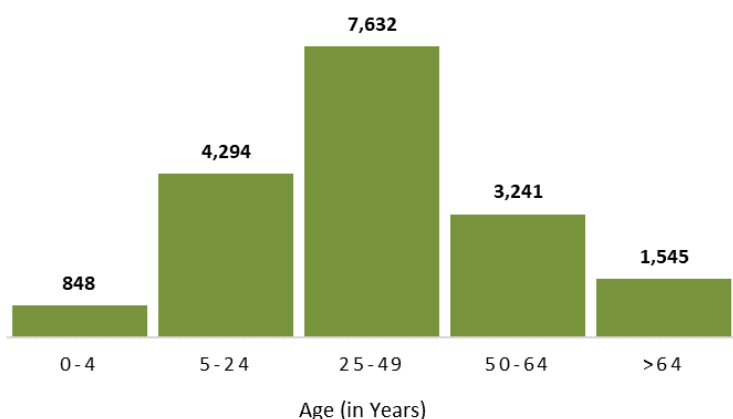


## COVID-19 UPDATE: FEBRUARY 1, 2023

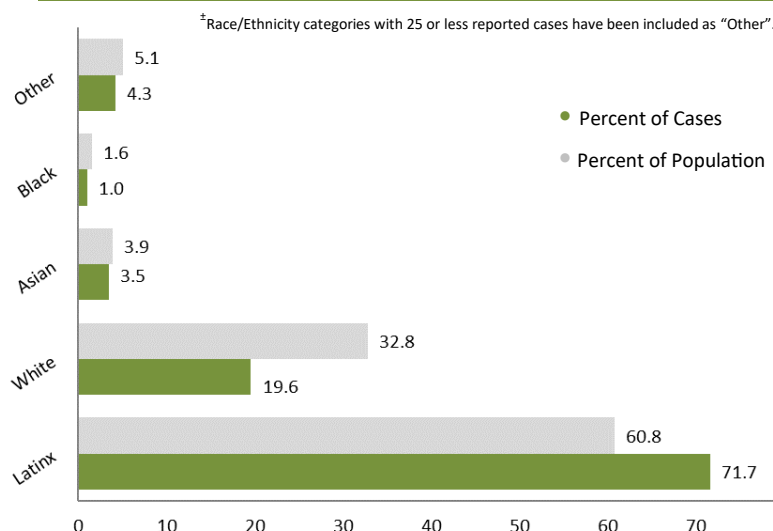
This report is based on only available data; not all results have been received.

### Case Demographics

#### SBC COVID-19 Cases by Age Group



#### Cases in SBC by Known Race/Ethnicity<sup>±</sup>



### Variants

- **B.1.1.7** (Alpha) variants are associated with approximately 50% increased transmission, and likely with increased disease severity and risk of death. Appears to have minimal impact on the effectiveness of
- **B.1.351** (Beta) variants are associated with approximately 50% increased transmission. May have moderately decreased response to antibody treatments.
- **B.1.427** and **B.1.429** (Epsilon) are associated with approximately 20% increased transmission. There is significantly reduced efficacy of some antibody treatments.
- **B.1.526** (Iota) is associated with significantly reduced efficacy of some antibody treatments.
- **P.1** (Gamma) variants may have moderately decreased response to some antibody treatments.
- **B.1.617.2** (Delta) variants are associated with approximately 200% increased transmission. May have moderately decreased response to antibody treatments (Delta totals include all Delta AY sublineages).
- **B.1.1.529** (Omicron) variants are associated with increased transmission. San Benito County reported its first case of the Omicron variant on December 8, 2021 (Omicron totals include all BA sublineages).

#### Variants Identified in SBC

Variant	# Cases
B.1.1.7	26
B.1.351	3
B.1.427/ B.1.429	291
B.1.526	7
P.1	8
B.1.617.2	552
B.1.1.529	690

### Cases by City/Zip Code and County

County	Cases	Population	Rate *
San Benito	17,560	64,022	6.0
Santa Clara	470,769	1,967,585	7.7
Santa Cruz	67,611	270,861	7.7
Monterey	98,552	448,732	3.2
Merced	75,565	288,420	5.3



\*County rate is a rolling 7-day average and per 100K population.