



San Benito County Public Health Services



COVID-19 UPDATE: OCTOBER 12, 2022 Epidemiologic Week 41: 10/9/2022 - 10/15/2022

This report is based on only available data; not all results have been received.

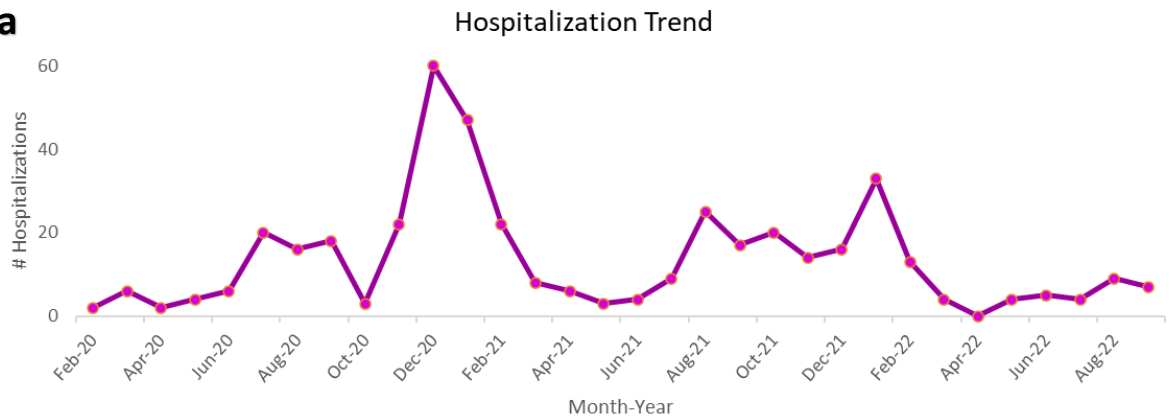
COVID-19 Snapshot

Total Cases	Active	Recovered	Deaths
16,336	11	16,218	107
Hospitalizations	Primary Dose Completed	Booster Dose Received	
433	44,783 (73%)	24,571 (40%)	

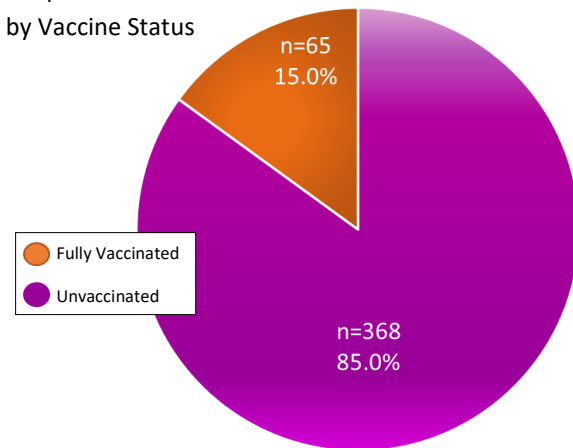
San Benito County Public Health Services continues to work with medical providers to identify and test individuals who meet criteria for COVID-19 testing. There have been 33 new cases reported since October 5 for a total of 16,336 confirmed cases of COVID-19 in SBC. Confirmed cases include patients who have since recovered and those who are deceased. Fifty-three percent (8,689 of positive cases reported) were female; ages ranged from 1 day to 101 years (median: 36 years). All results included in this update are current to October 12, 2022 at 2:00PM.

COVID-19 Hospital Data

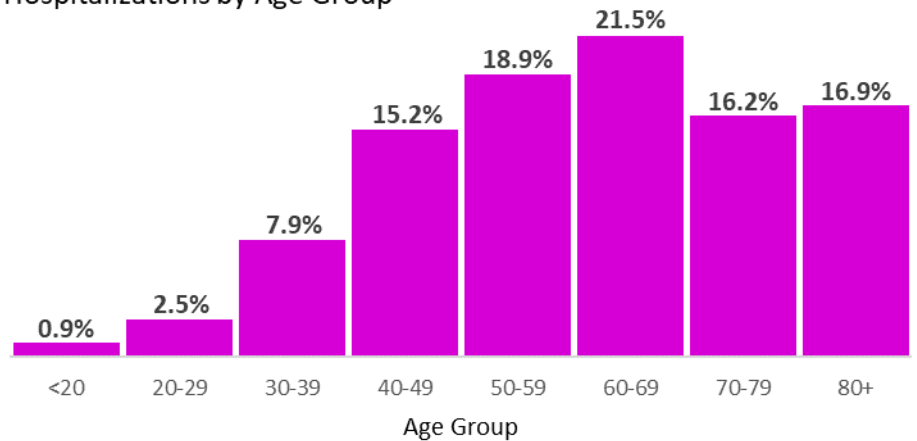
Demographics
Total: 433 Hospitalized
Average Age: 61.4 Years
Range: 2 Months - 100 Years
Male: 54.0% (n=234)
Female: 46.0% (n=199)



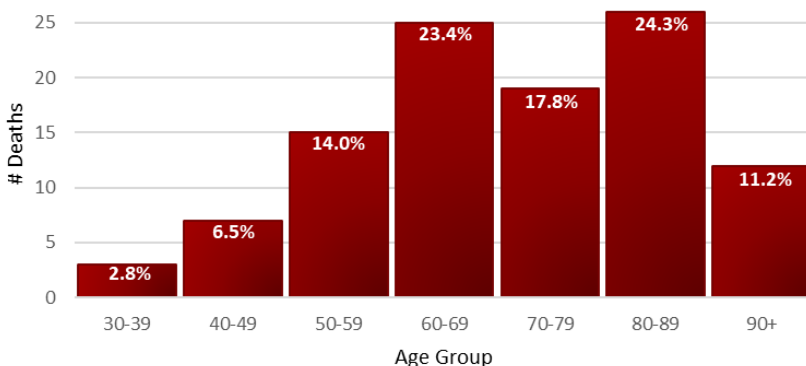
Hospitalization
by Vaccine Status



Hospitalizations by Age Group



COVID-19 Deaths



Total COVID-19 Deaths: 107

Unvaccinated Deaths: 94	Fully Vaccinated Deaths: 13
Male 68.2% (n=73)	Female 31.8% (n=34)
Average Age: 71.1 Years	Range: 38-101 Years



San Benito County Public Health Services

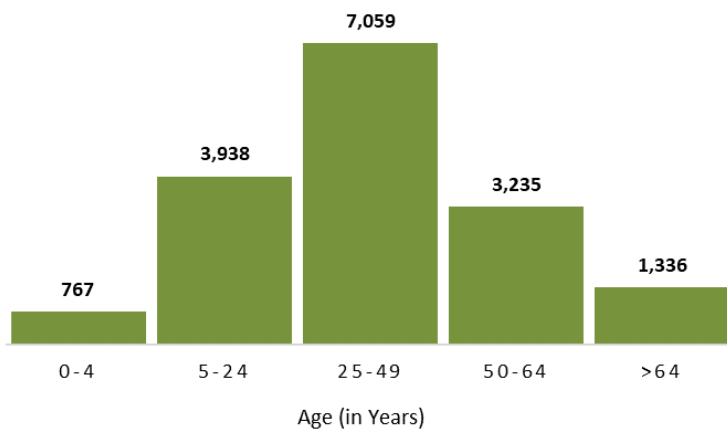


COVID-19 UPDATE: OCTOBER 12, 2022

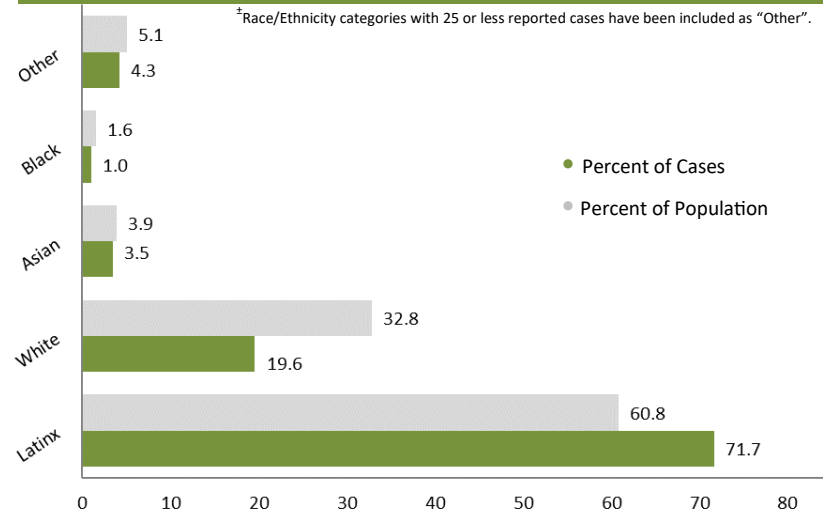
This report is based on only available data; not all results have been received.

Case Demographics

SBC COVID-19 Cases by Age Group



Cases in SBC by Known Race/Ethnicity[‡]



Cases in SBC by Vaccine Status

Test Date	5/30 - 6/26	6/27 - 7/24	7/25 - 8/21	8/22 - 9/18	9/19 - 10/16	10/17 - 11/13	11/14 - 12/11	12/12 - 1/8	1/9 - 2/5	2/6-Current
Vaccinated	4	24	85	94	89	94	108	1,083	1,578	2,571
Unvaccinated	27	111	309	239	212	169	243	758	970	1,132

Variants

- **B.1.1.7** (Alpha) variants are associated with approximately 50% increased transmission, and likely with increased disease severity and risk of death. Appears to have minimal impact on the effectiveness of treatments with antibodies.
- **B.1.351** (Beta) variants are associated with approximately 50% increased transmission. May have moderately decreased response to antibody treatments.
- **B.1.427** and **B.1.429** (Epsilon) are associated with approximately 20% increased transmission. There is significantly reduced efficacy of some antibody treatments.
- **B.1.526** (Iota) is associated with significantly reduced efficacy of some antibody treatments.
- **P.1** (Gamma) variants may have moderately decreased response to some antibody treatments.
- **B.1.617.2** (Delta) variants are associated with approximately 200% increased transmission. May have moderately decreased response to antibody treatments (Delta totals include all Delta AY sublineages).
- **B.1.1.529** (Omicron) variants are associated with increased transmission. San Benito County reported its first case of the Omicron variant on December 8, 2021 (Omicron totals include all BA sublineages).

Variants Identified in SBC

Variant	# Cases
B.1.1.7	26
B.1.351	3
B.1.427/B.1.429	287
B.1.526	7
P.1	8
B.1.617.2	551
B.1.1.529	531

Cases by City/Zip Code and County

County	Cases	Population	Rate *
San Benito	16,336	64,022	9.4
Santa Clara	434,290	1,967,585	9.7
Santa Cruz	63,427	270,861	11.4
Monterey	95,467	448,732	3.3
Merced	72,236	288,420	5.8

*County rate is a rolling 7-day average and per 100K population.

