



San Benito County Public Health Services



COVID-19 UPDATE: AUGUST 2, 2022

Epidemiologic Week 31: 7/31/2022 - 8/6/2022

This report is based on only available data; not all results have been received.

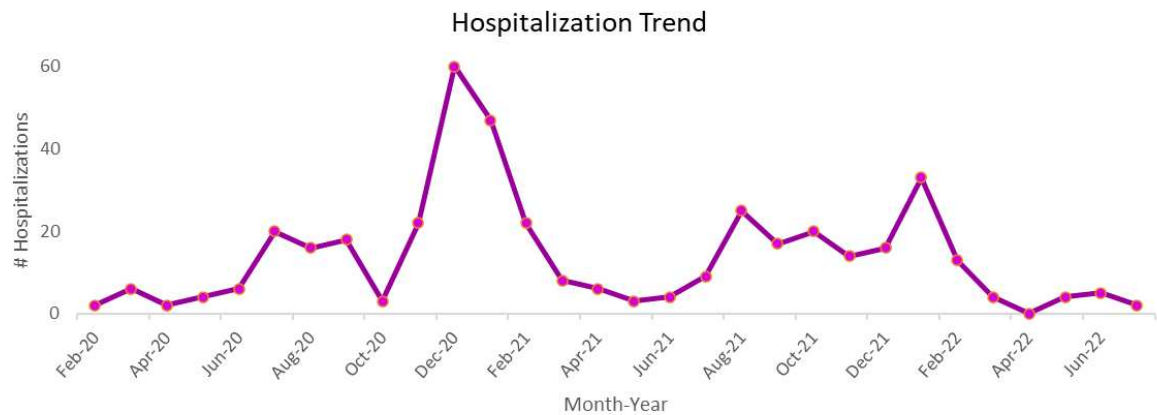
COVID-19 Snapshot

Total Cases	Active	Recovered	Deaths
15,395	55	15,239	101
Hospitalizations	Primary Dose Completed	Booster Dose Received	
412	44,398 (72%)	24,355 (39%)	

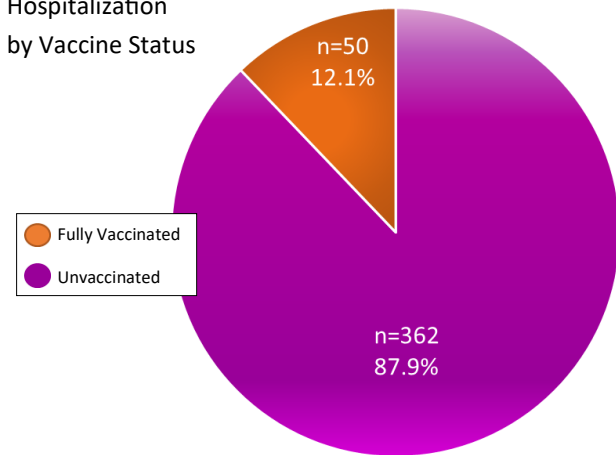
San Benito County Public Health Services continues to work with medical providers to identify and test individuals who meet criteria for COVID-19 testing. There have been 148 new cases reported since July 26, for a total of 15,395 confirmed cases of COVID-19 in SBC. Confirmed cases include patients who have since recovered and those who are deceased. Fifty-three percent (8,177 of positive cases reported) were female; ages ranged from 1 day to 101 years (median: 36 years). All results included in this update are current to August 2, 2022 at 2:30PM.

COVID-19 Hospital Data

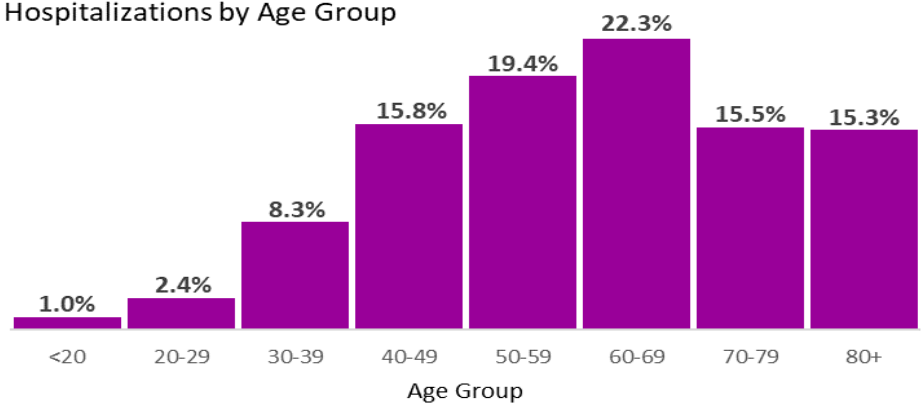
Demographics
Total: 412 Hospitalized
Average Age: 60.8 Years
Range: 2 Months - 100 Years
Male: 55.1% (n=227)
Female: 44.9% (n=185)



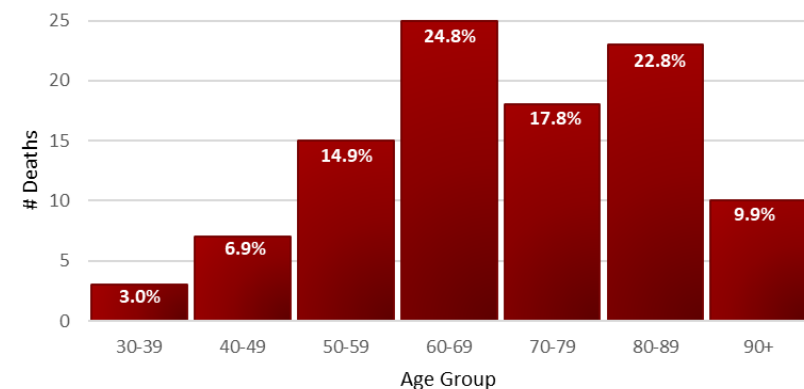
Hospitalization by Vaccine Status



Hospitalizations by Age Group



COVID-19 Deaths



Total COVID-19 Deaths: 101

Unvaccinated Deaths: 92	Fully Vaccinated Deaths: 9
Male 67.3% (n=68)	Female 32.7% (n=33)
Average Age: 70.1 Years	Range: 38-101 Years



San Benito County Public Health Services

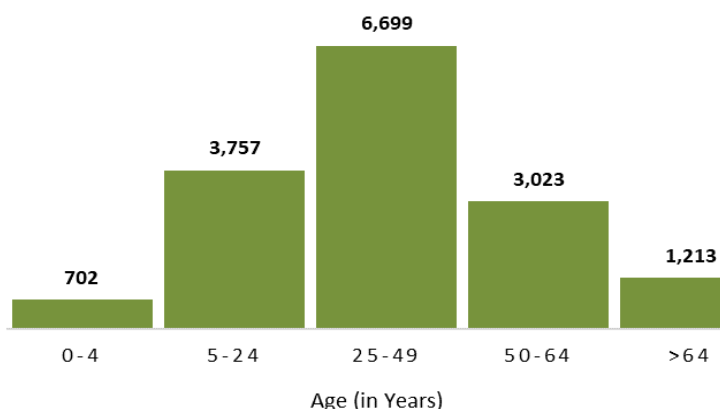


COVID-19 UPDATE: AUGUST 2, 2022

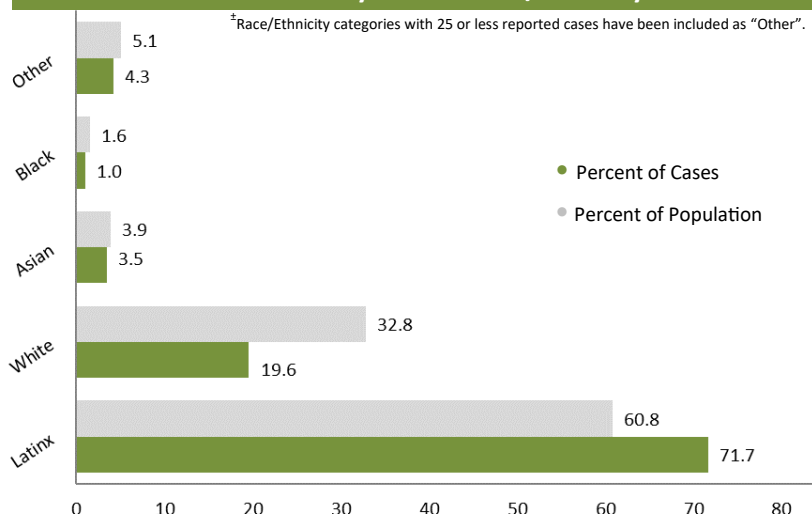
This report is based on only available data; not all results have been received.

Case Demographics

SBC COVID-19 Cases by Age Group



Cases in SBC by Known Race/Ethnicity[‡]



Cases in SBC by Vaccine Status

Test Date	5/30 - 6/26	6/27 - 7/24	7/25 - 8/21	8/22 - 9/18	9/19 - 10/16	10/17 - 11/13	11/14 - 12/11	12/12 - 1/8	1/9 - 2/5	2/6-Current
Vaccinated	4	24	85	94	89	94	108	1,083	1,578	2,024
Unvaccinated	27	111	309	239	212	169	243	758	970	888

Variants

- **B.1.1.7** (Alpha) variants are associated with approximately 50% increased transmission, and likely with increased disease severity and risk of death. Appears to have minimal impact on the effectiveness of treatments with antibodies.
- **B.1.351** (Beta) variants are associated with approximately 50% increased transmission. May have moderately decreased response to antibody treatments.
- **B.1.427** and **B.1.429** (Epsilon) are associated with approximately 20% increased transmission. There is significantly reduced efficacy of some antibody treatments.
- **B.1.526** (Iota) is associated with significantly reduced efficacy of some antibody treatments.
- **P.1** (Gamma) variants may have moderately decreased response to some antibody treatments.
- **B.1.617.2** (Delta) variants are associated with approximately 200% increased transmission. May have moderately decreased response to antibody treatments (Delta totals include all Delta AY sublineages).
- **B.1.1.529** (Omicron) variants are associated with increased transmission. San Benito County reported its first case of the Omicron variant on December 8, 2021 (Omicron totals include all BA sublineages).

Variants Identified in SBC

Variant	# Cases
B.1.1.7	26
B.1.351	3
B.1.427/B.1.429	285
B.1.526	6
P.1	7
B.1.617.2	429
B.1.1.529	468

Cases by City/Zip Code and County

County	Cases	Population	Rate *
San Benito	15,395	64,022	44.4
Santa Clara	411,055	1,967,585	40.6
Santa Cruz	59,702	270,861	42.1
Monterey	91,739	448,732	27.2
Merced	69,198	288,420	35.2

*County rate is a rolling 7-day average and per 100K population.

