



San Benito County Public Health Services

COVID-19 UPDATE: JANUARY 27, 2022

Epidemiologic Week 4: 1/23/2022 - 1/29/2022

This report is based on only available data; not all results have been received.



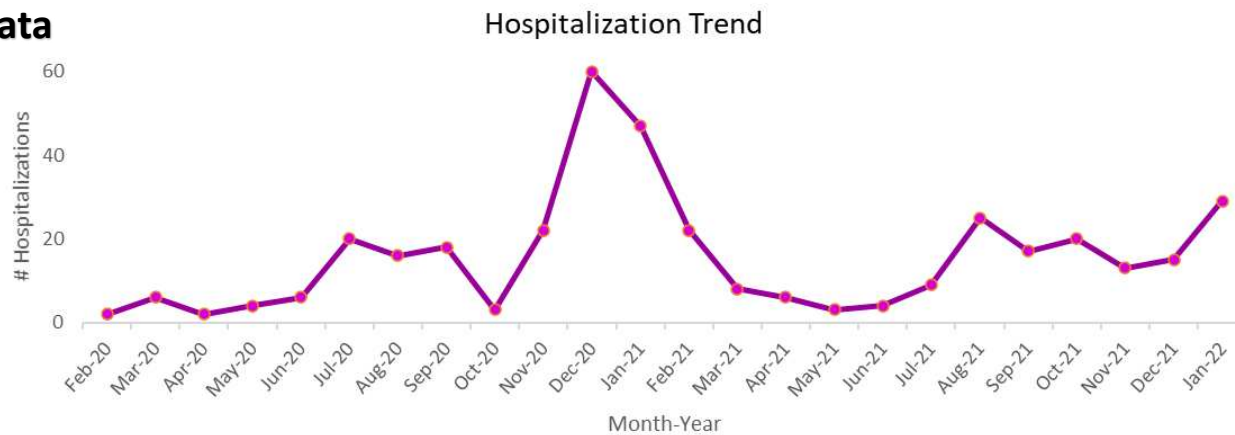
COVID-19 Snapshot

Total Cases	Active	Recovered	Deaths
11,808	264	11,453	91
Hospitalizations	Primary Dose Completed	First Dose Received	
380	41,273 (71%)	4,581 (8%)	

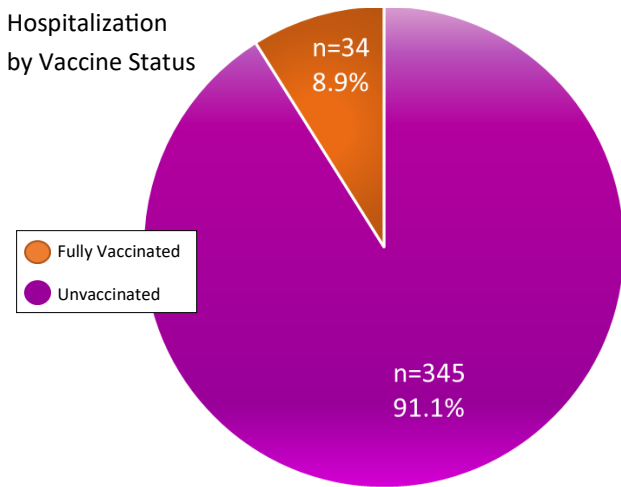
San Benito County Public Health Services continues to work with medical providers to identify and test individuals who meet criteria for COVID-19 testing. There have been 276 new cases reported since January 25, for a total of 11,808 confirmed cases of COVID-19 in SBC. Confirmed cases include patients who have since recovered and those who are deceased. Fifty-three percent (6,209 of positive cases reported) were female; ages ranged from 1 day to 101 years (median: 35 years). All results included in this update are current to January 27, 2022 at 4:00PM.

COVID-19 Hospital Data

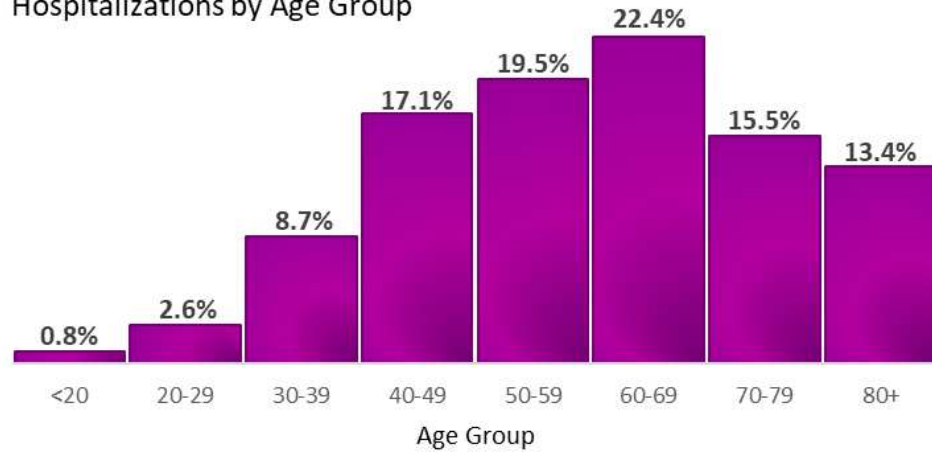
Demographics
Total: 380 Hospitalized
Average Age: 59.9 Years
Range: 2 Months - 100 Years
Male: 55.8% (n=212)
Female: 44.2% (n=168)



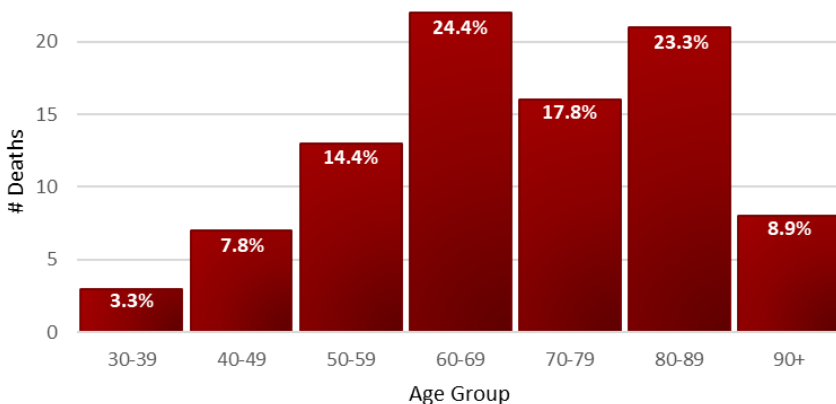
Hospitalization by Vaccine Status



Hospitalizations by Age Group



COVID-19 Deaths



Total COVID-19 Deaths: 91

Unvaccinated Deaths: 85	Fully Vaccinated Deaths: 6
Male 69.2% (n=63)	Female 30.8% (n=28)
Average Age: 69.7 Years	Range: 38-101 Years



San Benito County Public Health Services

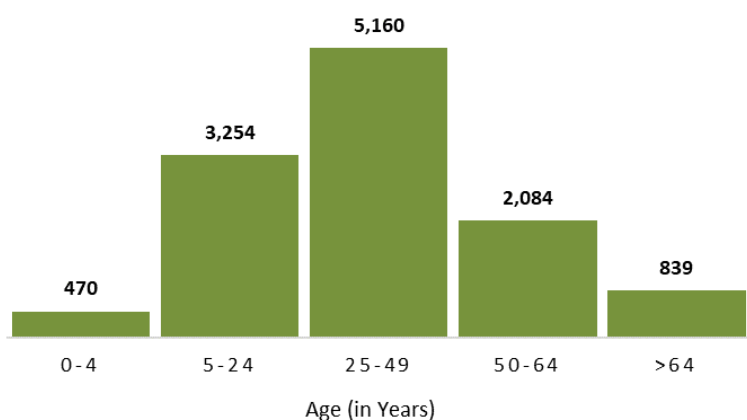


COVID-19 UPDATE: JANUARY 27, 2022

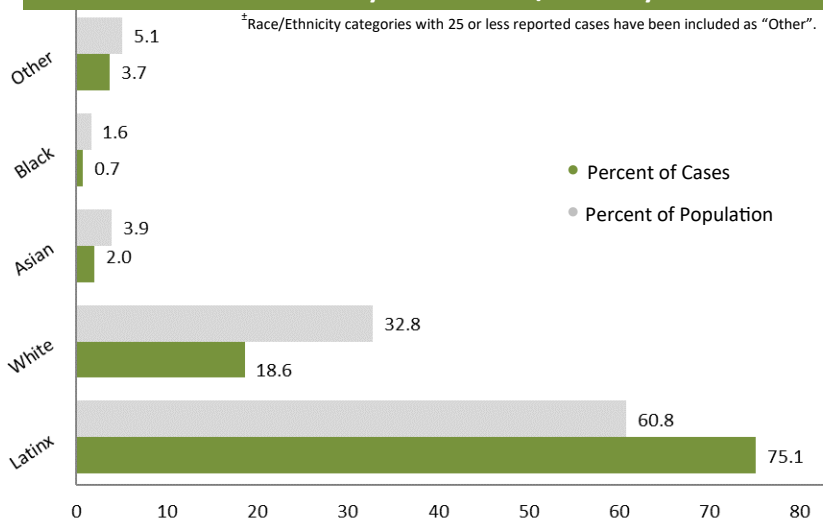
This report is based on only available data; not all results have been received.

Case Demographics

SBC COVID-19 Cases by Age Group



Cases in SBC by Known Race/Ethnicity[‡]



Cases in SBC by Vaccine Status

Test Date	5/30 - 6/26	6/27 - 7/24	7/25 - 8/21	8/22 - 9/18	9/19 - 10/16	10/17 - 11/13	11/14 - 12/11	12/12 - 1/8	Jan 9 - Current
Vaccinated	4	28	89	94	89	94	108	1,091	739
Unvaccinated	27	106	305	240	212	173	247	757	473

Variants

- **B.1.1.7** (Alpha) variants are associated with approximately 50% increased transmission, and likely with increased disease severity and risk of death. Appears to have minimal impact on the effectiveness of treatments with antibodies.
- **B.1.351** (Beta) variants are associated with approximately 50% increased transmission. May have moderately decreased response to antibody treatments.
- **B.1.427** and **B.1.429** (Epsilon) are associated with approximately 20% increased transmission. There is significantly reduced efficacy of some antibody treatments.
- **B.1.526** (Iota) is associated with significantly reduced efficacy of some antibody treatments.
- **P.1** (Gamma) variants may have moderately decreased response to some antibody treatments.
- **B.1.617.2** (Delta) variants are associated with approximately 200% increased transmission. May have moderately decreased response to antibody treatments (Delta totals include all Delta AY sublineages).
- **B.1.1.529** (Omicron) variants are associated with increased transmission. California reported its first case of Omicron variant on December 1, 2021. San Benito County detected its first case of Omicron variant on December 8, 2021.

Variants Identified in SBC

Variant	# Cases
B.1.1.7	15
B.1.351	3
B.1.427/B.1.429	157
B.1.526	4
P.1	2
B.1.617.2	290
B.1.1.529	11

Cases by City/Zip Code and County

County	Cases	Population	Rate *
San Benito	11,808	64,022	185.9
Santa Clara	272,540	1,967,585	179.8
Santa Cruz	32,699	270,861	208.0
Monterey	63,927	448,732	133.9
Merced	62,415	288,420	172.9

*County rate is a rolling 7-day average and per 100K population.

