



San Benito County Public Health Services



COVID-19 UPDATE: JANUARY 13, 2022

Epidemiologic Week 2: 1/9/2022 - 1/15/2022

This report is based on only available data; not all results have been received.

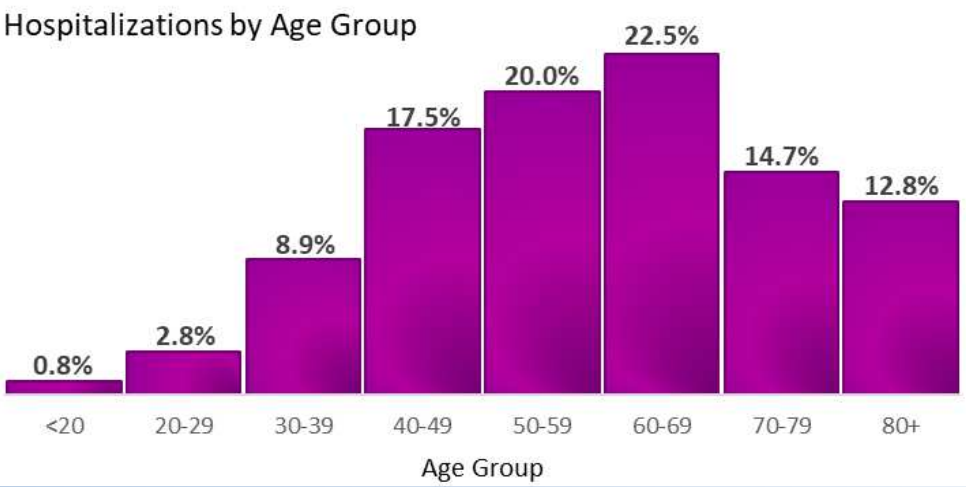
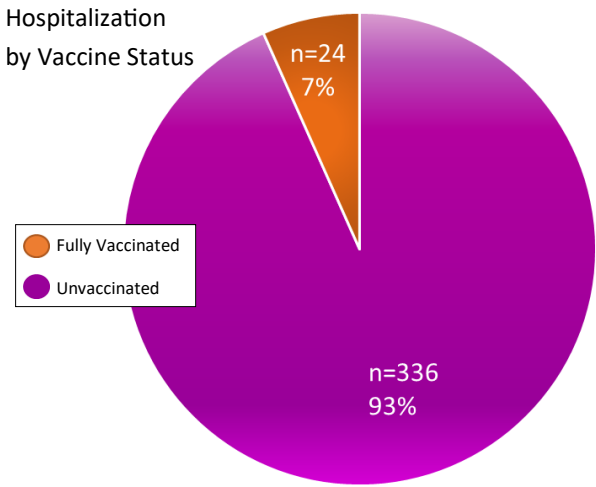
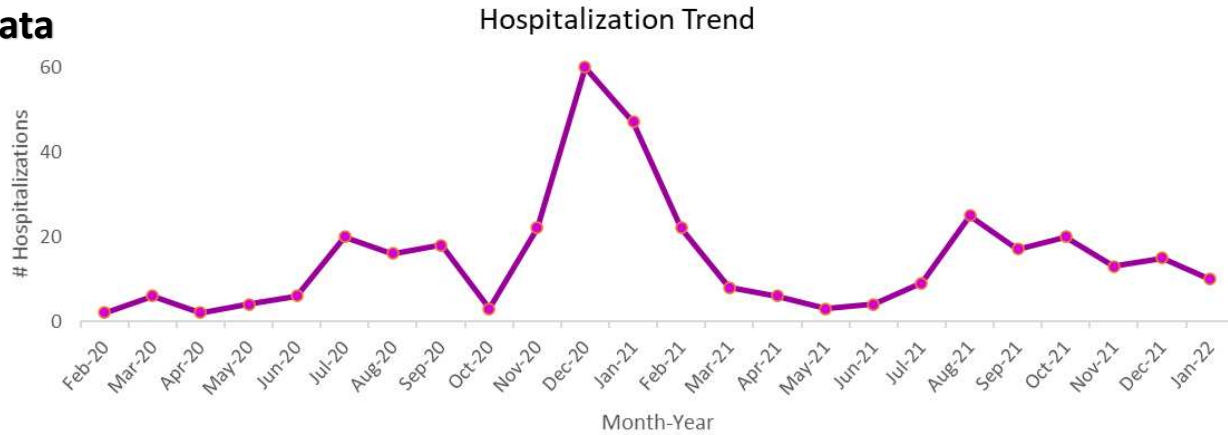
COVID-19 Snapshot

Total Cases	Active	Recovered	Deaths
9,990	287	9,615	88
Hospitalizations	Primary Dose Completed	First Dose Received	
360	40,604 (70%)	4,467 (8%)	

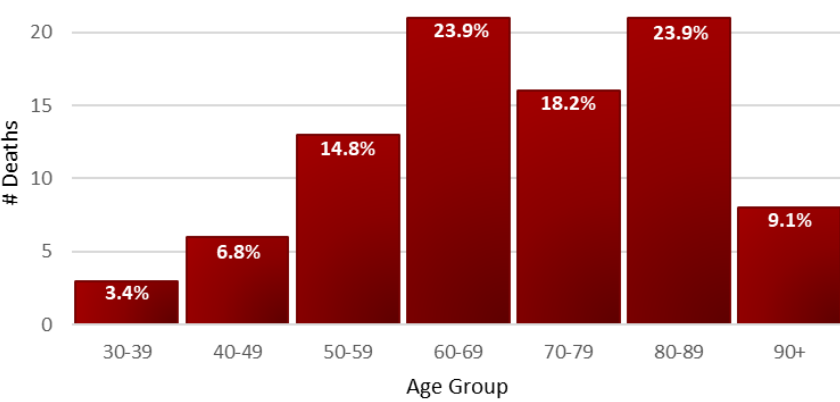
San Benito County Public Health Services continues to work with medical providers to identify and test individuals who meet criteria for COVID-19 testing. Since January 11, 2022, four-hundred forty-five new cases have been reported, for a total of 9,990 confirmed cases of COVID-19 in SBC. Confirmed cases include patients who have since recovered and those who are deceased. Fifty-three percent (5,247 of positive cases reported) were female; ages ranged from 1 day to 101 years (median: 35 years). All results included in this update are current to January 13, 2022 at 3:30PM.

COVID-19 Hospital Data

Demographics
Total: 360 Hospitalized
Average Age: 59.3 Years
Range: 2 Months - 97 Years
Male: 56.1% (n=202)
Female: 43.9% (n=158)



COVID-19 Deaths



Total COVID-19 Deaths: 88	
Unvaccinated Deaths: 84	Fully Vaccinated Deaths: 4
Male 69.3% (n=61)	Female 30.7% (n=27)
Average Age: 69.9 Years	Range: 38-101 Years



San Benito County Public Health Services

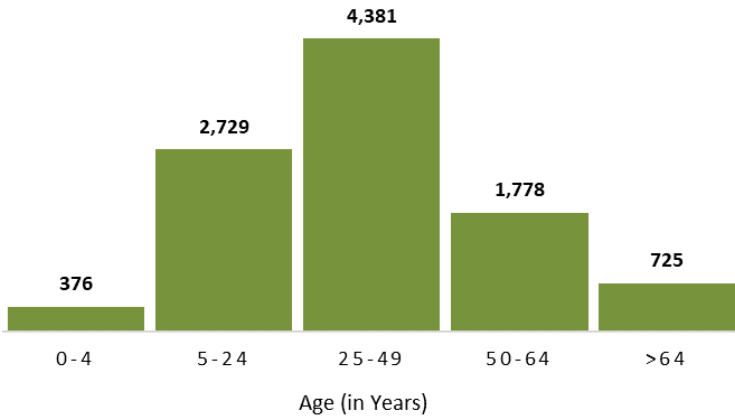


COVID-19 UPDATE: JANUARY 13, 2022

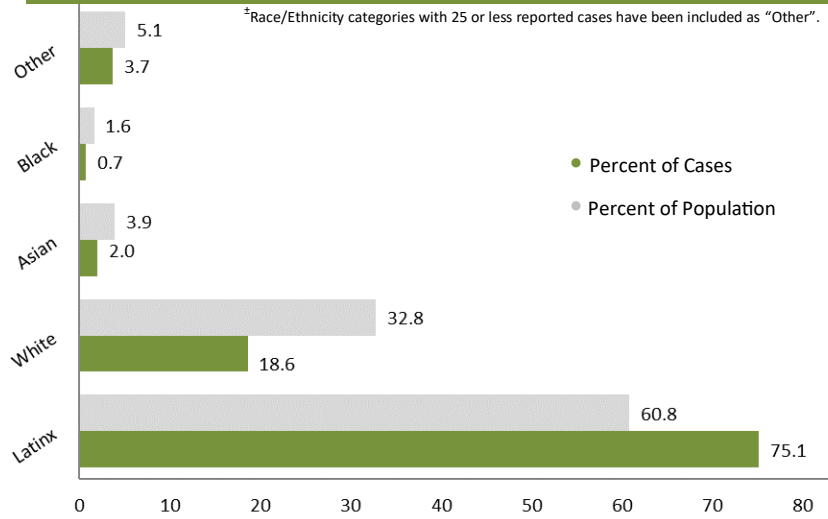
This report is based on only available data; not all results have been received.

Case Demographics

SBC COVID-19 Cases by Age Group



Cases in SBC by Known Race/Ethnicity[±]



Cases in SBC by Vaccine Status

Test Date	5/30—6/26	6/27—7/24	7/25—8/21	8/22—9/18	9/19—10/16	10/17—11/13	11/14—12/11	Dec 12—Current
Vaccinated	4	28	89	94	89	94	108	731
Unvaccinated	27	106	305	240	212	173	247	537

Variants

- **B.1.1.7** (Alpha) variants are associated with approximately 50% increased transmission, and likely with increased disease severity and risk of death. Appears to have minimal impact on the effectiveness of treatments with antibodies.
- **B.1.351** (Beta) variants are associated with approximately 50% increased transmission. May have moderately decreased response to antibody treatments.
- **B.1.427** and **B.1.429** (Epsilon) are associated with approximately 20% increased transmission. There is significantly reduced efficacy of some antibody treatments.
- **B.1.526** (Iota) is associated with significantly reduced efficacy of some antibody treatments.
- **P.1** (Gamma) variants may have moderately decreased response to some antibody treatments.
- **B.1.617.2** (Delta) variants are associated with approximately 200% increased transmission. May have moderately decreased response to antibody treatments (Delta totals include all Delta AY sublineages).
- **B.1.1.529** (Omicron) variants are associated with increased transmission. California reported its first case of Omicron variant on December 1, 2021. San Benito County detected its first case of Omicron variant on December 8, 2021.

Variants Identified in SBC

Variant	# Cases
B.1.1.7	15
B.1.351	3
B.1.427/B.1.429	157
B.1.526	4
P.1	2
B.1.617.2	285
B.1.1.529	8

Cases by City/Zip Code and County

County	Cases	Population	Rate *
San Benito	9,900	64,022	178.5
Santa Clara	218,660	1,967,585	183.6
Santa Cruz	26,699	270,861	149.1
Monterey	55,491	448,732	66.2
Merced	52,218	288,420	107.1

*County rate is a rolling 7-day average and per 100K population.

