



San Benito County Public Health Services

COVID-19 UPDATE: DECEMBER 7, 2021
Epidemiologic Week 49: 12/5/2021 - 12/11/2021



This report is based on only available data; not all results have been received.

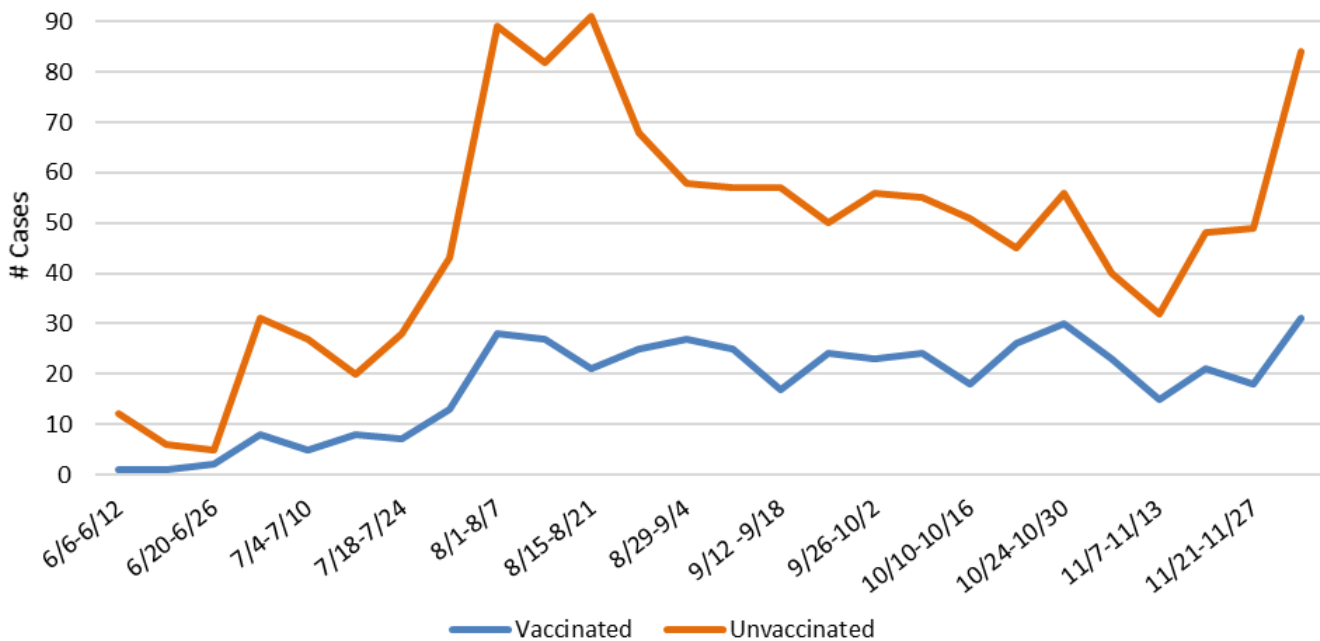
COVID-19 Snapshot

Total Cases	Active	Recovered	Deaths
7,831	154	7,597	80
Hospitalizations	Negative Results	Fully Vaccinated	Partially Vaccinated
336	41,103	38,324	4,499

San Benito County Public Health Services continues to work with medical providers to identify and test individuals who meet criteria for COVID-19 testing. Since December 2, 2021, one hundred eight new cases have been reported, for a total of 7,723 confirmed cases of COVID-19 in SBC. Confirmed cases include patients who have since recovered and those who are deceased. The most recent death was an unvaccinated 77-year old male with no known pre-existing conditions. Fifty-two percent (4,101 of positive cases reported) were female; ages ranged from 1 day to 101 years (median: 35 years). All results included in this update are current to December 7, 2021 at 3:00PM.

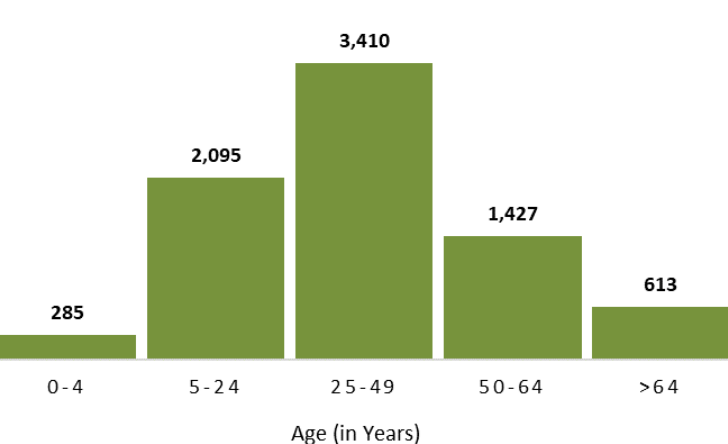
Epi. Curve

Weekly Cases by Vaccine Status

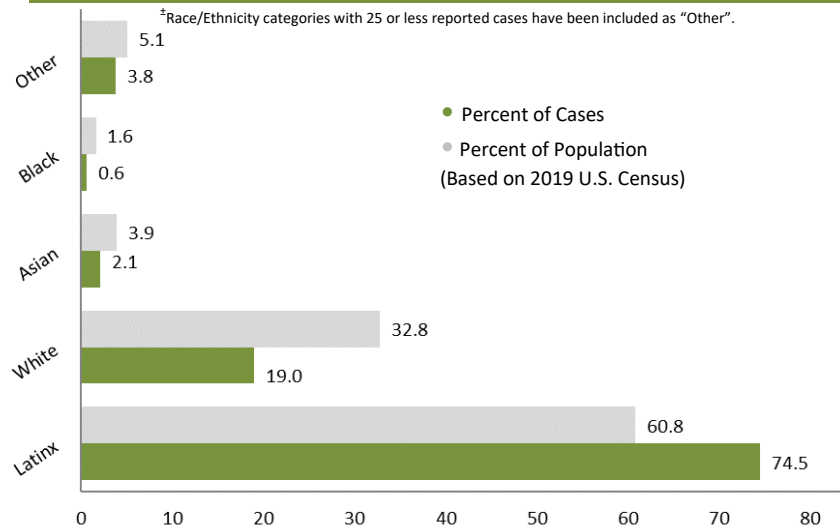


Case Demographics

SBC COVID-19 Cases by Age Group



Cases in SBC by Known Race/Ethnicity[±]





San Benito County Public Health Services



COVID-19 UPDATE: DECEMBER 7, 2021

This report is based on only available data; not all results have been received.

Variants

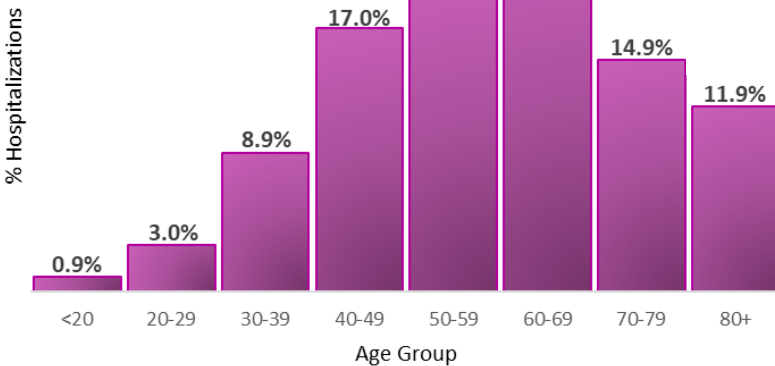
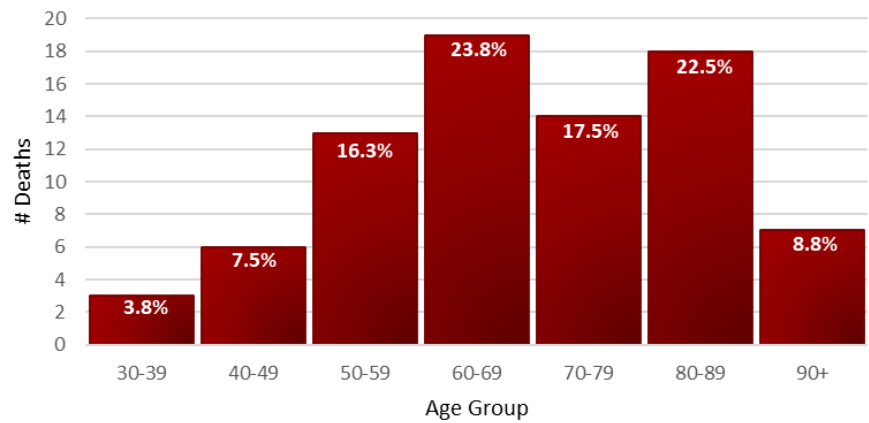
- **B.1.1.7** (Alpha) variants are associated with approximately 50% increased transmission, and likely with increased disease severity and risk of death. Appears to have minimal impact on the effectiveness of treatments with antibodies.
- **B.1.351** (Beta) variants are associated with approximately 50% increased transmission. May have moderately decreased response to antibody treatments.
- **B.1.427** and **B.1.429** (Epsilon) are associated with approximately 20% increased transmission. There is significantly reduced efficacy of some antibody treatments.
- **B.1.526** (Iota) is associated with significantly reduced efficacy of some antibody treatments.
- **P.1** (Gamma) variants may have moderately decreased response to some antibody treatments.
- **B.1.617.2** (Delta) variants are associated with approximately 200% increased transmission. May have moderately decreased response to antibody treatments. (Delta totals include all Delta AY sublineages).

Variants Identified in SBC

Variant	# Cases
B.1.1.7	13
B.1.351	3
B.1.427/B.1.429	48
B.1.526	3
P.1	2
B.1.617.2	249

Hospitalizations and Deaths

COVID-19 Related Deaths	Total: 80	Unvaccinated Deaths: 78	Vaccinated Deaths: 2
Male Deaths 71.3% (n=57)	Female Deaths 28.7% (n=23)		
Average Age: 69.2 Years	Age Range: 38-101 Years		



Unvaccinated COVID-19 Required Hospitalizations	Vaccinated COVID-19 Required Hospitalizations
319 (94.9%)	17 (5.1%)
Average Age: 59.4 Years	Age Range: 2 Months - 97 Years
Male: 55.1% (n=185)	Female: 44.9% (n=151)

Cases by City/Zip Code and County



City	Cases	Population
Hollister	7,345	40,762
San Juan Bautista	316	2,140
Remaining	170	19,584

County	Cases	Population	Rate*
San Benito	7,831	64,022	17.9
Santa Clara	152,892	1,967,585	8.3
Monterey	50,031	448,732	5.6
Merced	45,900	287,420	12.5

*County rate is a rolling 7-day average and per 100K population.