



San Benito County Public Health Services

COVID-19 UPDATE: NOVEMBER 18, 2021

Epidemiologic Week 46: 11/14/2021 - 11/20/2021

This report is based on only available data; not all results have been received.



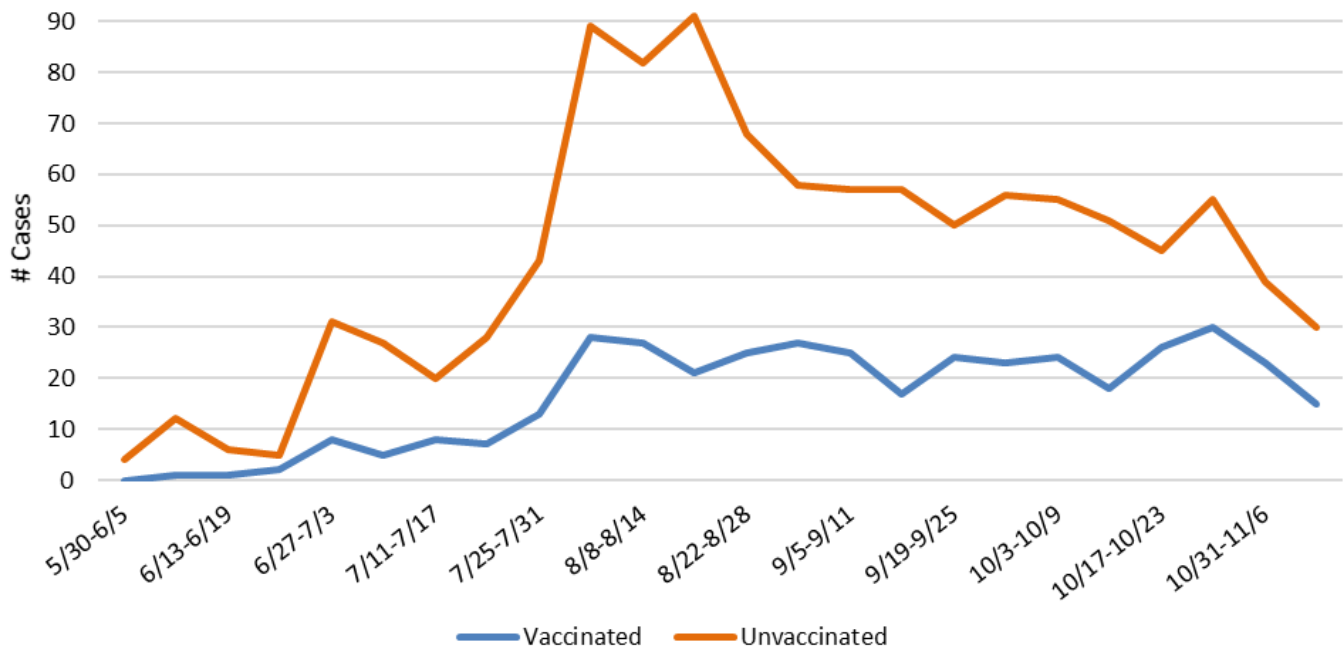
COVID-19 Snapshot

Total Cases	Active	Recovered	Deaths
7,576	71	7,428	77
Hospitalizations	Negative Results	Fully Vaccinated	Partially Vaccinated
325	40,469	37,153	4,538

San Benito County Public Health Services continues to work with medical providers to identify and test individuals who meet criteria for COVID-19 testing. Since November 16, 2021, seventeen new cases have been reported, for a total of 7,576 confirmed cases of COVID-19 in SBC. Confirmed cases include patients who have since recovered and those who are deceased. Fifty-three percent (3,976 of positive cases reported) were female; ages ranged from 1 day to 101 years (median: 35 years). All results included in this update are current to November 18, 2021 at 4:30PM.

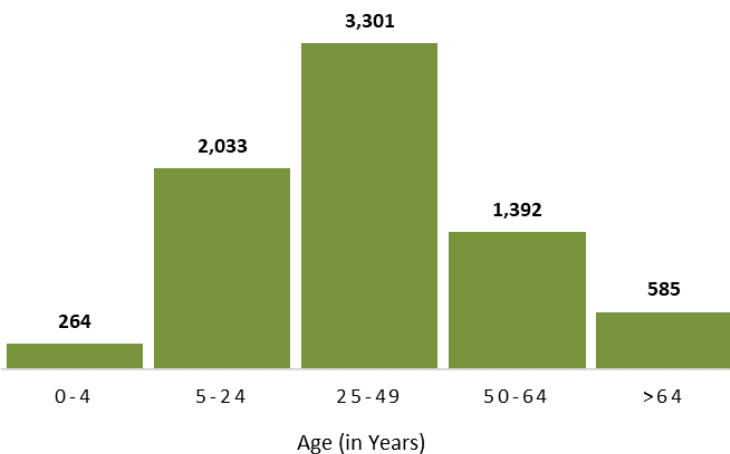
Epi. Curve

Weekly Cases by Vaccine Status

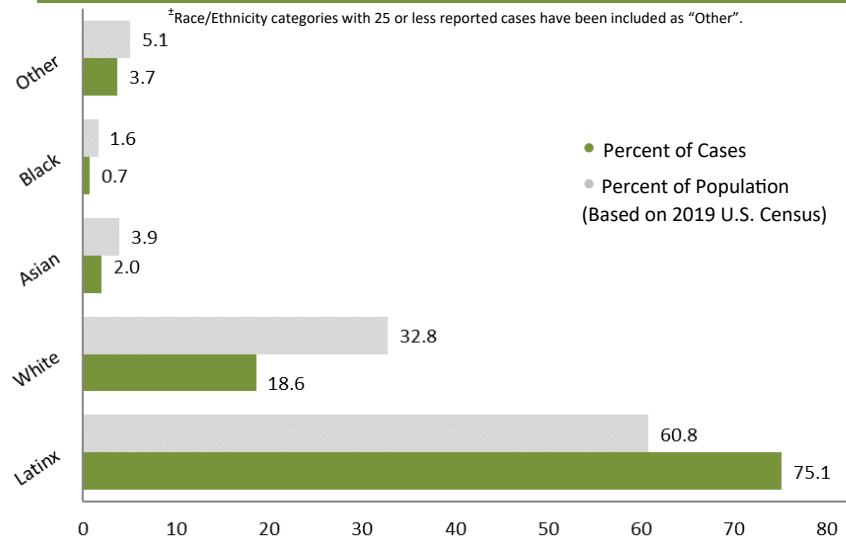


Case Demographics

SBC COVID-19 Cases by Age Group



Cases in SBC by Known Race/Ethnicity[±]





San Benito County Public Health Services



COVID-19 UPDATE: NOVEMBER 18, 2021

This report is based on only available data; not all results have been received.

Variants

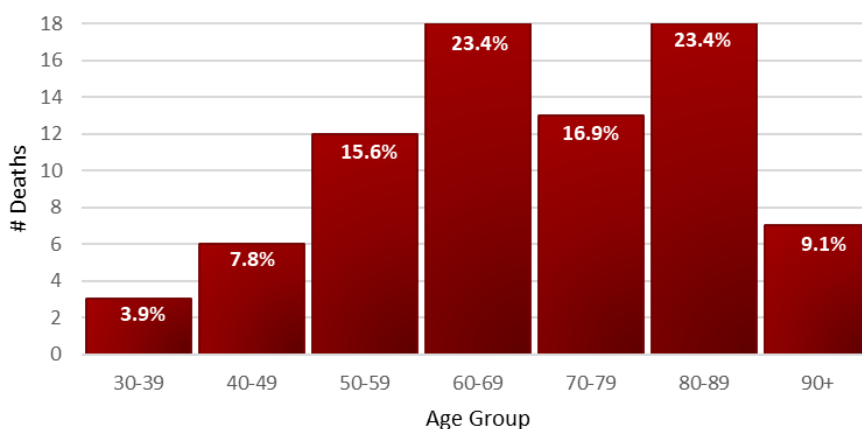
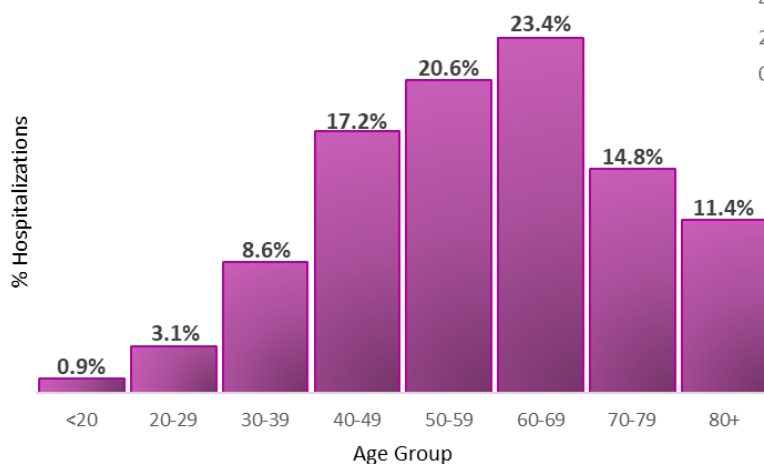
- **B.1.1.7** (Alpha) variants are associated with approximately 50% increased transmission, and likely with increased disease severity and risk of death. Appears to have minimal impact on the effectiveness of treatments with antibodies.
- **B.1.351** (Beta) variants are associated with approximately 50% increased transmission. May have moderately decreased response to antibody treatments.
- **B.1.427** and **B.1.429** (Epsilon) are associated with approximately 20% increased transmission. There is significantly reduced efficacy of some antibody treatments.
- **B.1.526** (Iota) is associated with significantly reduced efficacy of some antibody treatments.
- **P.1** (Gamma) variants may have moderately decreased response to some antibody treatments.
- **B.1.617.2** (Delta) variants are associated with approximately 200% increased transmission. May have moderately decreased response to antibody treatments. (Delta totals include all Delta AY sublineages).

Variants Identified in SBC

Variant	# Cases
B.1.1.7	13
B.1.351	3
B.1.427/B.1.429	48
B.1.526	3
P.1	2
B.1.617.2	248

Hospitalizations and Deaths

COVID-19 Related Deaths	Total: 77	Unvaccinated Deaths: 75	Vaccinated Deaths: 2
Male Deaths	70.1% (n=54)	Female Deaths	29.9% (n=23)
Average Age:	69.4 Years	Age Range:	38-101 Years



Unvaccinated COVID-19 Required Hospitalizations	Vaccinated COVID-19 Required Hospitalizations
312 (96.0%)	13 (4.0%)
Average Age: 58.9 Years	Age Range: 2 Months - 97 Years
Male: 55.1% (n=179)	Female: 44.9% (n=146)

Cases by City/Zip Code and County



City	Cases	Population
Hollister	7,113	40,762
San Juan Bautista	298	2,140
Remaining	164	19,584

County	Cases	Population	Rate *
San Benito	7,576	64,022	10.0
Santa Clara	149,236	1,967,585	7.9
Monterey	49,368	448,732	6.4
Merced	44,886	287,420	16.6

*County rate is a rolling 7-day average and per 100K population.