



San Benito County Public Health Services

COVID-19 UPDATE: OCTOBER 5, 2021

Epidemiologic Week 40: 10/3/2021 - 10/9/2021

This report is based on only available data; not all results have been received.



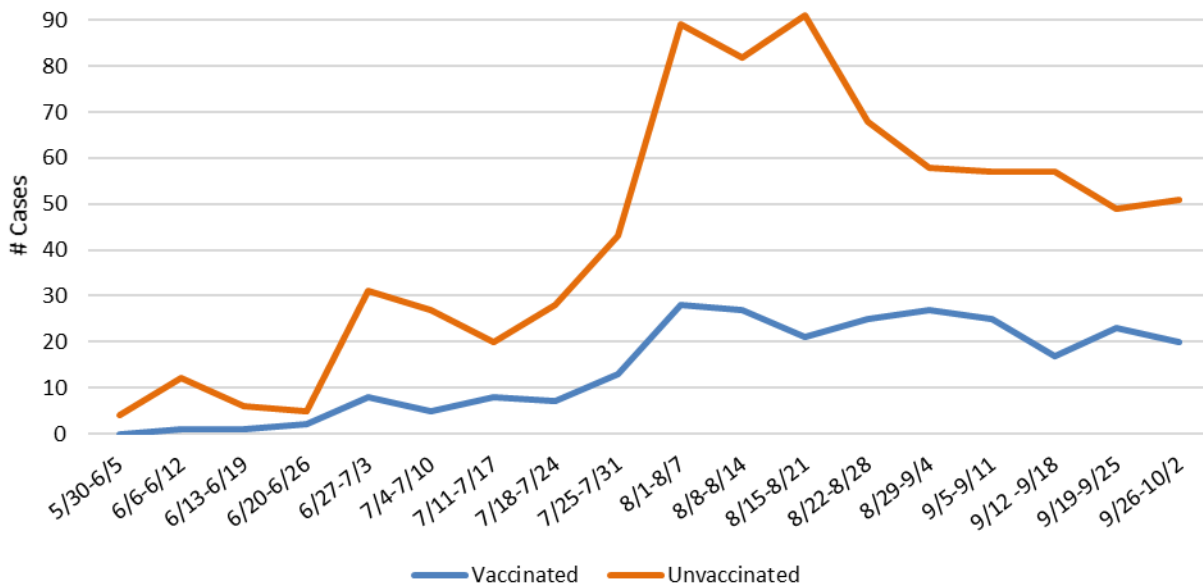
COVID-19 Snapshot

Total Cases	Active	Recovered	Deaths
7,126	80	6,975	71
Hospitalizations	Negative Results	Fully Vaccinated	Partially Vaccinated
302	38,099	34,929	4464

San Benito County Public Health Services continues to work with medical providers to identify and test individuals who meet criteria for COVID-19 testing. Since September 33, 2021, thirty-six new cases have been reported, for a total of 7,126 confirmed cases of COVID-19 in SBC. Confirmed cases include patients who have since recovered and those who are deceased. The most recent death was an unvaccinated individual, aged 38 years, with zero pre-existing conditions. Fifty-three percent (3,747 of positive cases reported) were female; ages ranged from 15 days to 101 years (median: 35 years). All results included in this update are current to October 5, 2021 at 2:30PM.

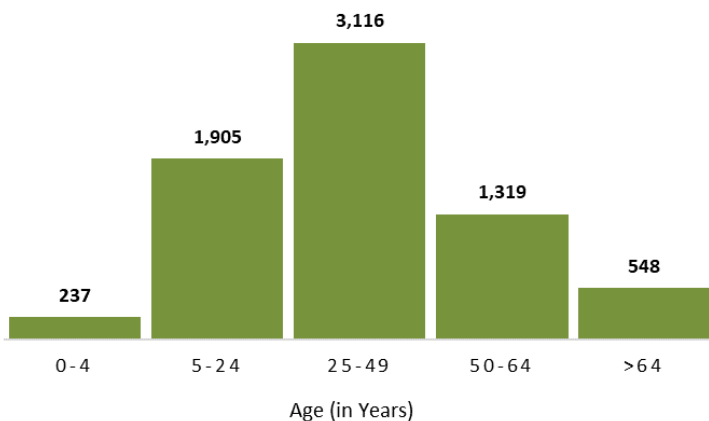
Epi. Curve

Weekly Cases by Vaccine Status

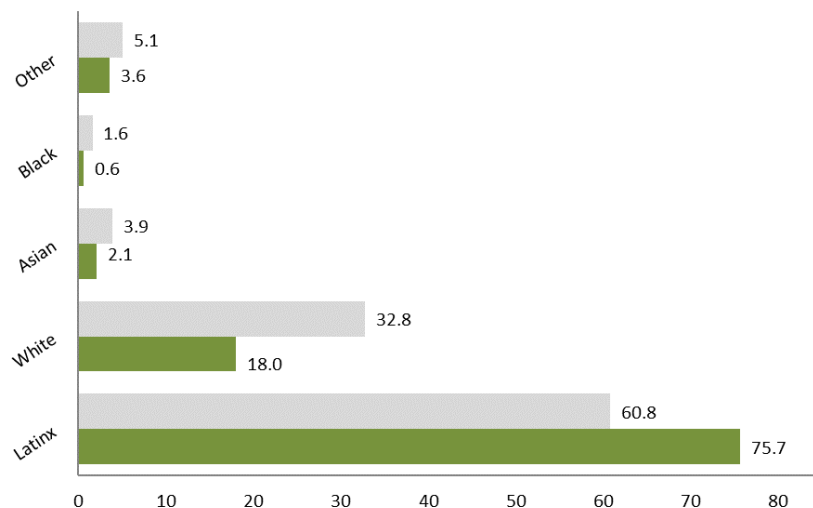


Case Demographics

SBC COVID-19 Cases by Age Group



Cases in SBC by Known Race/Ethnicity[±]





San Benito County Public Health Services



COVID-19 UPDATE: SEPTEMBER 30, 2021

This report is based on only available data; not all results have been received.

Variants

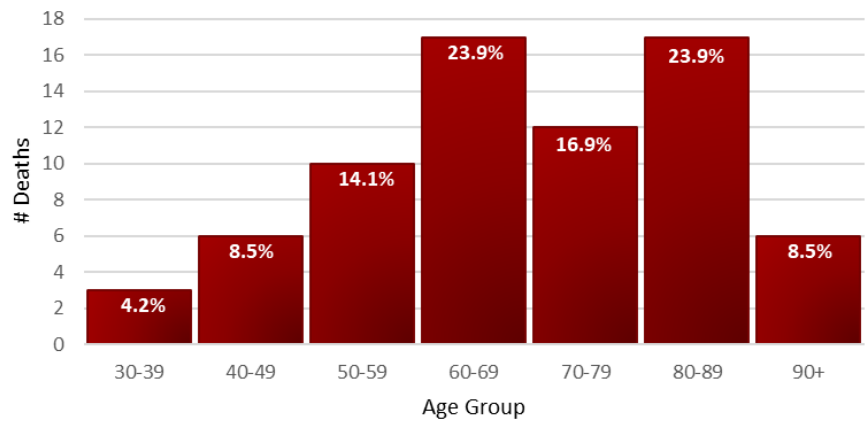
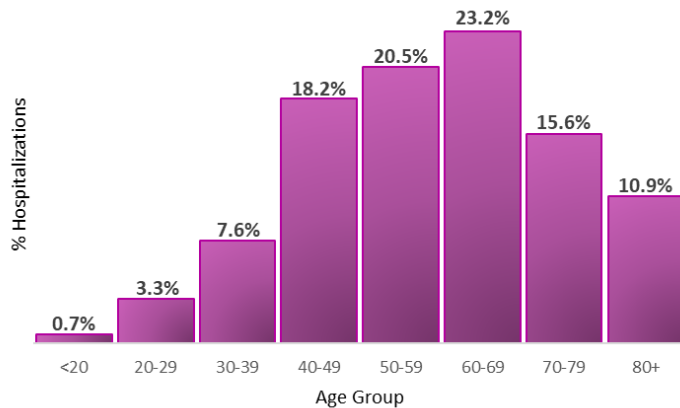
- **B.1.1.7** (Alpha) variants are associated with approximately 50% increased transmission, and likely with increased disease severity and risk of death. Appears to have minimal impact on the effectiveness of treatments with antibodies.
- **B.1.351** (Beta) variants are associated with approximately 50% increased transmission. May have moderately decreased response to antibody treatments.
- **B.1.427** and **B.1.429** (Epsilon) are associated with approximately 20% increased transmission. There is significantly reduced efficacy of some antibody treatments.
- **B.1.526** (Iota) is associated with significantly reduced efficacy of some antibody treatments.
- **P.1** (Gamma) variants may have moderately decreased response to some antibody treatments.
- **B.1.617.2** (Delta) variants are associated with approximately 200% increased transmission. May have moderately decreased response to antibody treatments. (Delta totals include all Delta AY sublineages).

Variants Identified in SBC

Variant	# Cases
B.1.1.7	8
B.1.351	3
B.1.427/B.1.429	12
B.1.526	1
P.1	2
B.1.617.2	170

Hospitalizations and Deaths

COVID-19 Related Deaths	Total: 71	Unvaccinated Deaths: 71	Vaccinated Deaths: 0
Male Deaths	67.6% (n=48)	Female Deaths	32.4% (n=23)
Average Age:	69.2 Years	Age Range:	38-101 Years



Unvaccinated COVID-19 Required Hospitalizations	Vaccinated COVID-19 Required Hospitalizations
297 (98.3%)	5 (1.7%)
Average Age: 59.1 Years	Age Range: 2 Months - 97 Years
Male: 54.0% (n=163)	Female: 46.0% (n=139)

Cases by City/Zip Code and County



City	Cases	Population
Hollister	6,697	40,762
San Juan Bautista	289	2,140
Remaining	140	19,584

County	Cases	Population	Rate *
San Benito	7,126	64,022	15.2
Santa Clara	142,340	1,967,585	7.8
Monterey	48,247	448,732	7.6
Merced	41,301	287,420	33.2

*County rate is a rolling 7-day average and per 100K population.