



# San Benito County Public Health Services

## COVID-19 UPDATE: SEPTEMBER 23, 2021

### Epidemiologic Week 38: 9/19/2021 - 9/25/2021

This report is based on only available data; not all results have been received.



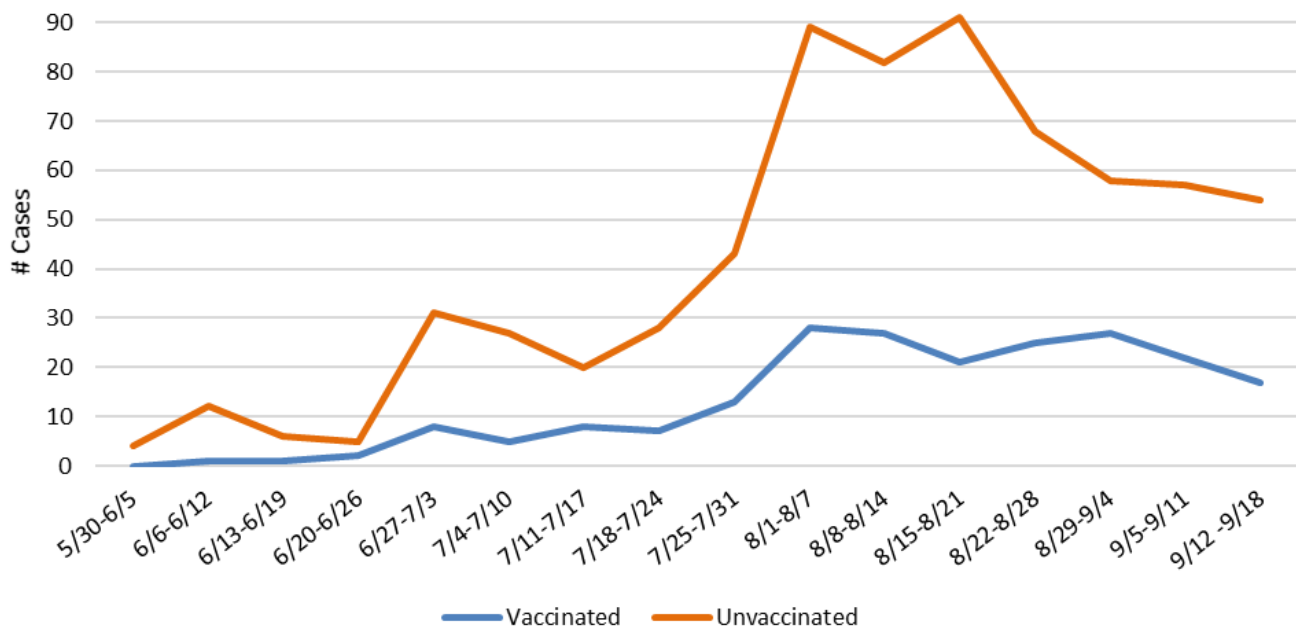
## COVID-19 Snapshot

Total Cases	Active	Recovered	Deaths
6,988	75	6,845	68
Hospitalizations	Negative Results	Fully Vaccinated	Partially Vaccinated
295	37,336	34,246	4,562

San Benito County Public Health Services continues to work with medical providers to identify and test individuals who meet criteria for COVID-19 testing. Since September 21, 2021, sixteen new cases have been reported, for a total of 6,988 confirmed cases of COVID-19 in SBC. Confirmed cases include patients who have since recovered and those who are deceased. The most recent death was an unvaccinated individual, aged 60 years, with two pre-existing conditions. Fifty-three percent (3,676 of positive cases reported) were female; ages ranged from 15 days to 101 years (median: 35 years). All results included in this update are current to September 23, 2021 at 3:00PM.

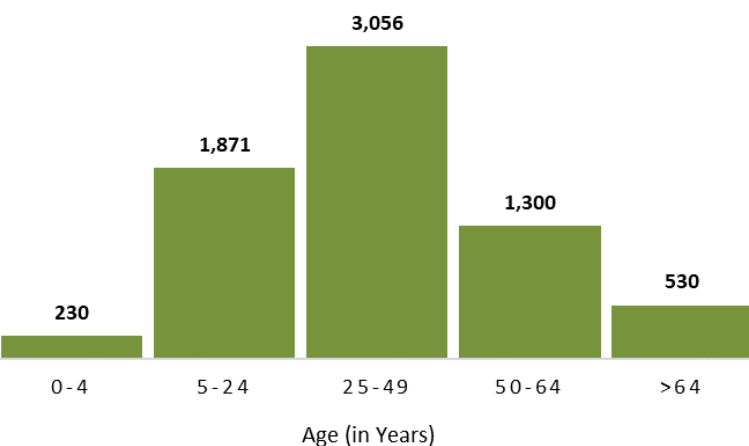
## Epi. Curve

### Weekly Cases by Vaccine Status



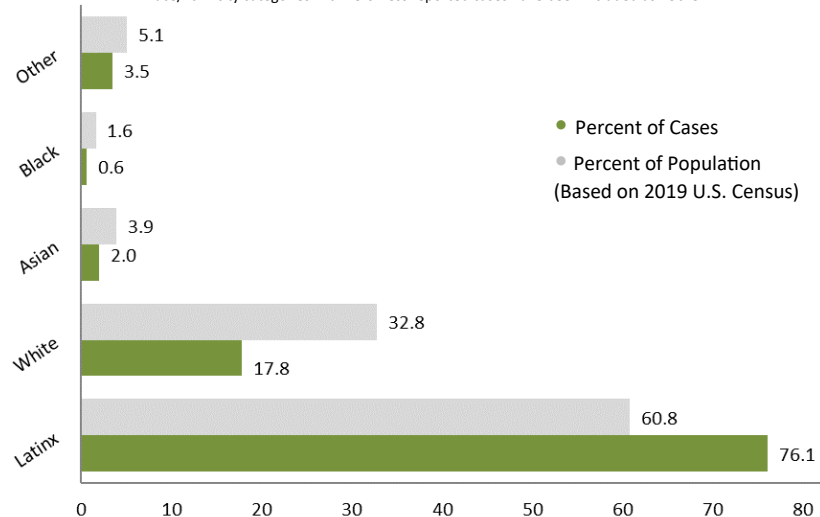
## Case Demographics

### SBC COVID-19 Cases by Age Group



### Cases in SBC by Known Race/Ethnicity<sup>†</sup>

<sup>†</sup>Race/Ethnicity categories with 15 or less reported cases have been included as "Other".





# San Benito County Public Health Services



## COVID-19 UPDATE: SEPTEMBER 23, 2021

This report is based on only available data; not all results have been received.

### Variants

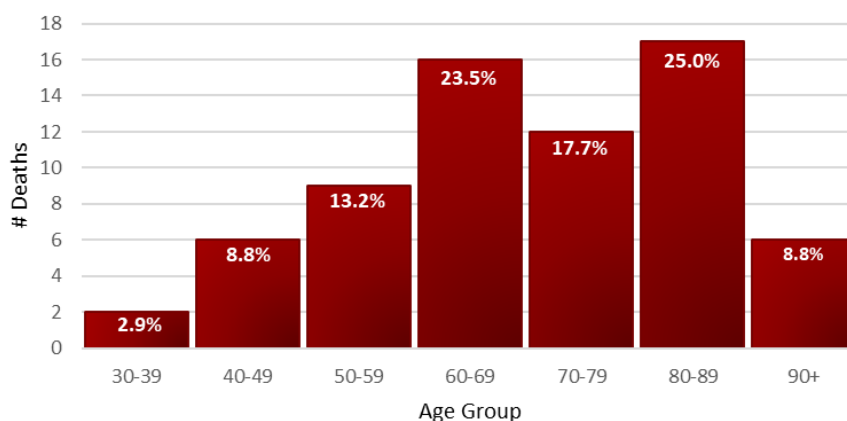
- **B.1.1.7** (Alpha) variants are associated with approximately 50% increased transmission, and likely with increased disease severity and risk of death. Appears to have minimal impact on the effectiveness of treatments with antibodies.
- **B.1.351** (Beta) variants are associated with approximately 50% increased transmission. May have moderately decreased response to antibody treatments.
- **B.1.427** and **B.1.429** (Epsilon) are associated with approximately 20% increased transmission. There is significantly reduced efficacy of some antibody treatments.
- **B.1.526** (Iota) is associated with significantly reduced efficacy of some antibody treatments.
- **P.1** (Gamma) variants may have moderately decreased response to some antibody treatments.
- **B.1.617.2** (Delta) variants are associated with increased transmission. May have moderately decreased response to antibody treatments.

#### Variants Identified in SBC

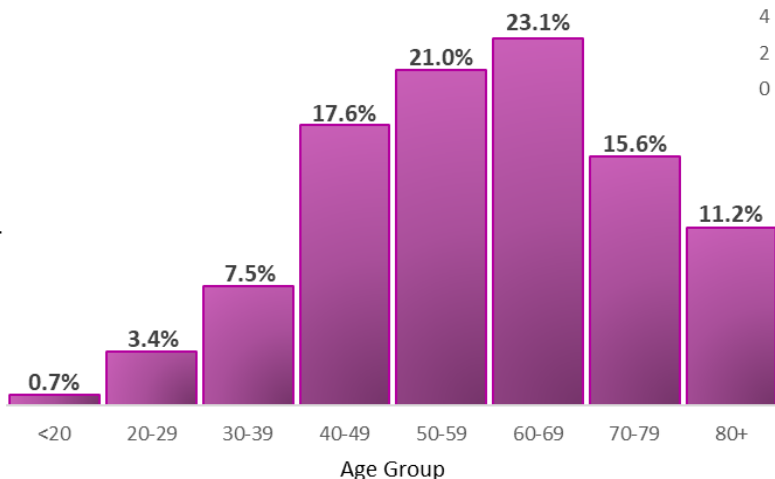
Variant	# Cases
B.1.1.7	8
B.1.351	3
B.1.427/B.1.429	12
B.1.526	1
P.1	2
B.1.617.2	147

### Hospitalizations and Deaths

COVID-19 Related Deaths	Total: 68	Unvaccinated Deaths: 68	Vaccinated Deaths: 0
Male Deaths	66.2% (n=45)	Female Deaths	33.8% (n=23)
Average Age:	69.9 Years	Age Range:	38-101 Years



% Hospitalizations



Unvaccinated COVID-19 Required Hospitalizations	Vaccinated COVID-19 Required Hospitalizations
291 (98.6%)	4 (1.4%)
Average Age: 59.2 Years	Age Range: 2 Months - 97 Years
Male: 53.6% (n=158)	Female: 46.4% (n=137)

### Cases by City/Zip Code and County



City	Cases	Population
Hollister	6,568	40,762
San Juan Bautista	284	2,140
Remaining	136	19,584

County	Cases	Population	Rate *
San Benito	6,988	64,022	18.5
Santa Clara	140,401	1,967,585	10.1
Monterey	47,882	448,732	9.2
Merced	39,959	287,420	42.0

\*County rate is a rolling 7-day average and per 100K population.