



San Benito County Public Health Services

COVID-19 UPDATE: AUGUST 24, 2021

Epidemiologic Week 34: 8/22/2021 - 8/28/2021

This report is based on only available data; not all results have been received.



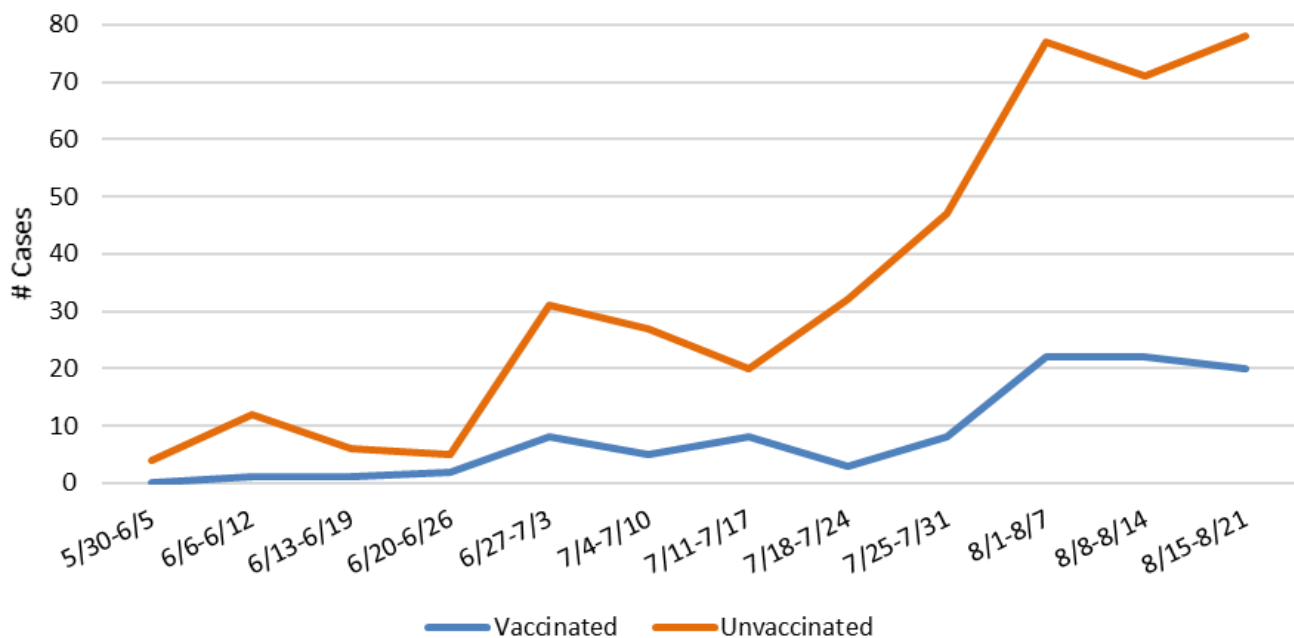
COVID-19 Snapshot

Total Cases	Active	Recovered	Deaths
6,610	119	6,426	65
Hospitalizations	Negative Results	Fully Vaccinated	Partially Vaccinated
275	34,953	31,305	5,631

San Benito County Public Health Services continues to work with medical providers to identify and test individuals who meet criteria for COVID-19 testing. Since August 19, 2021, eighty-seven new cases have been reported, for a total of 6,610 confirmed cases of COVID-19 in SBC. Confirmed cases include patients who have since recovered and those who are deceased. The two most recent deaths were both unvaccinated individuals, ages 61 and 66 years, with one and two pre-existing conditions, respectively. Fifty-three percent (3,508 of positive cases reported) were female; ages ranged from 15 days to 101 years (median: 35 years). All results included in this update are current to August 24, 2021 at 3:00PM.

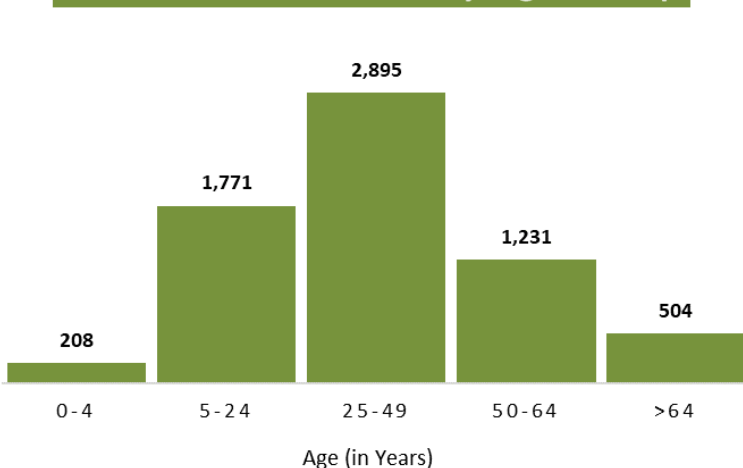
Epi. Curve

Weekly Cases by Vaccine Status

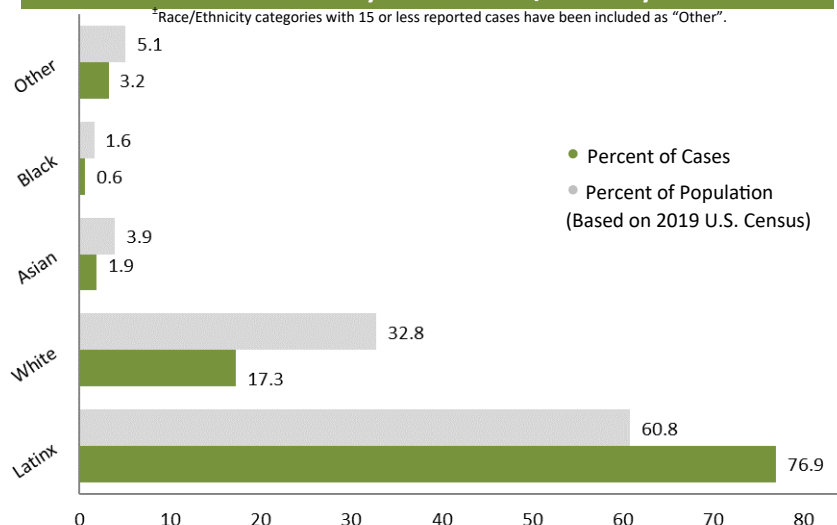


Case Demographics

SBC COVID-19 Cases by Age Group



Cases in SBC by Known Race/Ethnicity[±]





San Benito County Public Health Services



COVID-19 UPDATE: AUGUST 24, 2021

This report is based on only available data; not all results have been received.

Variants

- **B.1.1.7** (Alpha) variants are associated with approximately 50% increased transmission, and likely with increased disease severity and risk of death. Appears to have minimal impact on the effectiveness of treatments with antibodies.
- **B.1.351** (Beta) variants are associated with approximately 50% increased transmission. May have moderately decreased response to antibody treatments.
- **B.1.427** and **B.1.429** (Epsilon) are associated with approximately 20% increased transmission. There is significantly reduced efficacy of some antibody treatments.
- **B.1.526** (Iota) is associated with significantly reduced efficacy of some antibody treatments.
- **P.1** (Gamma) variants may have moderately decreased response to some antibody treatments.
- **B.1.617.2** (Delta) variants are associated with increased transmission. May have moderately decreased response to antibody treatments.

Variants Identified in SBC

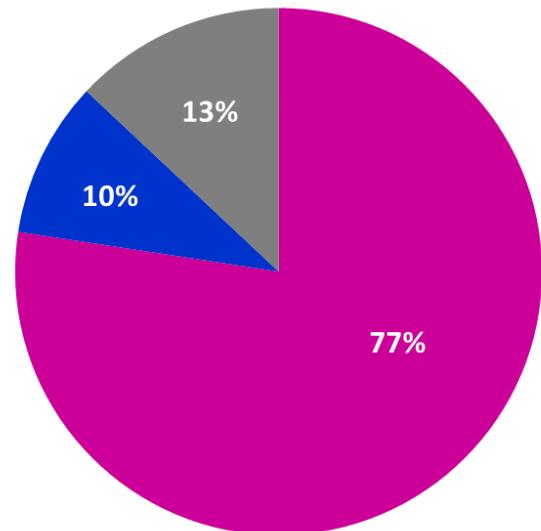
Variant	# Cases
B.1.1.7	8
B.1.351	3
B.1.427/B.1.429	11
B.1.526	1
P.1	2
B.1.617.2	58

Transmission

Cases by Likely Source of Exposure	
Classification	# Cases (%)
Travel-related	1%
Community Transmission	34%
Contact Transmission	64%

- **Travel-related transmission** occurs when a person travels outside of the locality to an area with widespread transmission.
- **Community transmission** occurs when the source of infection is unknown.
- **Contact transmission** occurs when infection is spread through a confirmed contact. Contact transmission typically occurs in close-contact environments, such as households or workplaces.

Contact Transmission in SBC



- Contact: Household (Same Residence)
- Contact: Workplace
- Contact: Close-Contact (Different Residence; i.e. friend/relative)

Cases by City/Zip Code and County



City	Cases	Population
Hollister	6,222	40,762
San Juan Bautista	266	2,140
Remaining	122	19,584

County	Cases	Population	Rate *
San Benito	6,610	64,022	17.6
Santa Clara	131,272	1,967,585	16.0
Monterey	46,035	448,732	12.3
Merced	35,820	287,420	41.2

*County rate is a rolling 7-day average and per 100K population.