



# San Benito County Public Health Services



## COVID-19 UPDATE: JUNE 18, 2021 Epidemiologic Week 24: 6/13/2021 - 6/19/2021

This report is based on only available data; not all results have been received.

San Benito County (SBC) Public Health Services continues to work with medical providers to identify and test individuals who meet criteria for COVID-19 testing. As of June 18, 2021, no new cases have been reported, for a total of 6,109 confirmed cases of COVID-19 in SBC. Confirmed cases include patients who have since recovered and those who are deceased. Fifty-three percent (3,246) of positive cases reported were female; ages ranged from 15 days to 101 years (median: 35 years). All results included in this update are current to June 18, 2021 at 3:00PM.

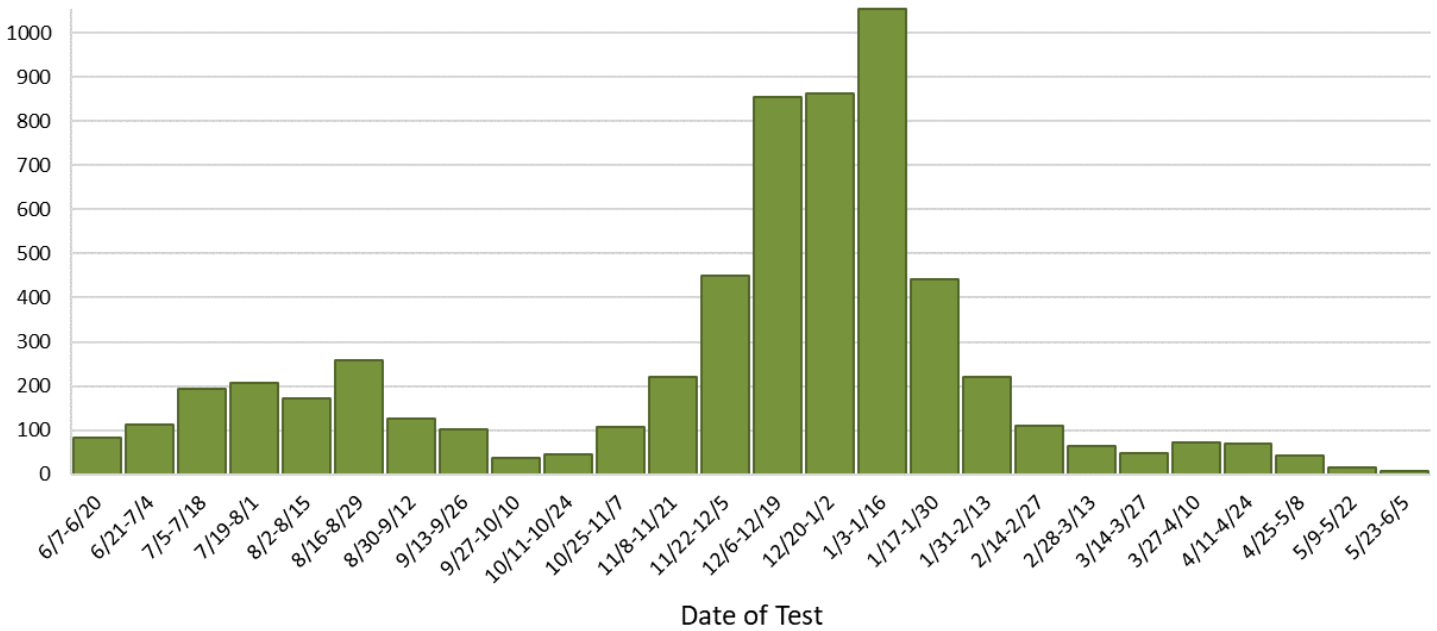
Total	Active	Recovered	Deaths
<b>6,109</b>	<b>16</b>	<b>6,030</b>	<b>63</b>
Negative Results		COVID-19 Required Hospitalizations	
<b>31,902</b>		<b>248</b>	

SBC Cases Likely Source of Exposure	
Classification	Cases
Travel-related	<b>3%</b>
Community Transmission	<b>33%</b>
Person-to-Person	<b>64%</b>

**Community transmission** occurs when the source of infection is unknown. **Person-to-person transmission** occurs when infection is spread through a confirmed contact. Person-to-person transmission typically occurs in close-contact environments, such as households or workplaces.

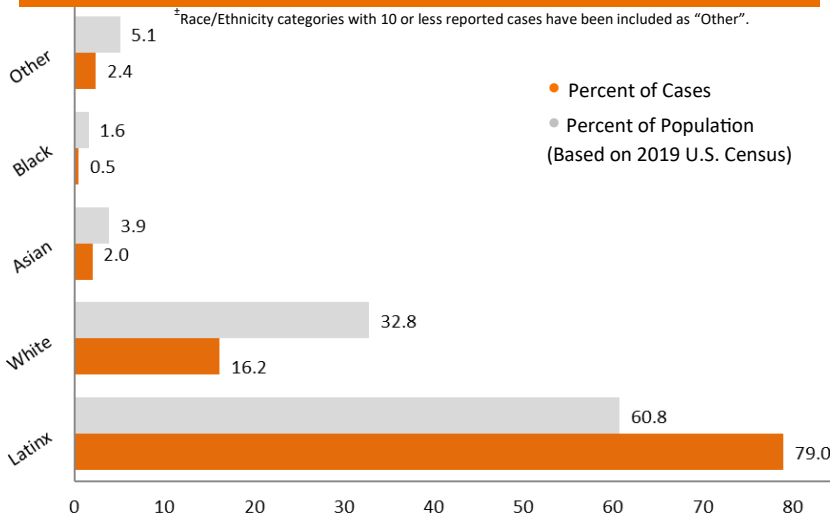
Confirmed COVID-19 Cases by Test Date in SBC

n=5,989

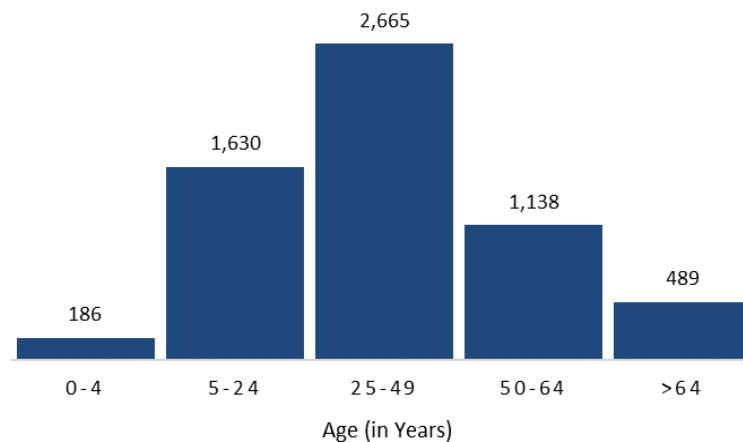


Cases in SBC by Race/Ethnicity<sup>±</sup>

<sup>±</sup>Race/Ethnicity categories with 10 or less reported cases have been included as "Other".



SBC COVID-19 Cases by Age Group



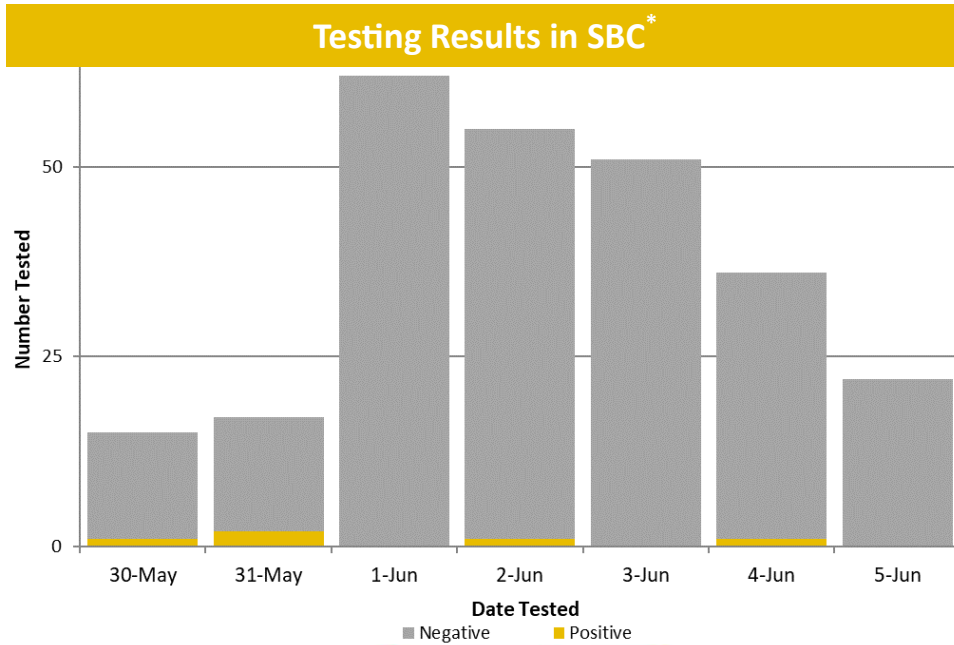


# San Benito County Public Health Services



## COVID-19 UPDATE: JUNE 18, 2021

This report is based on only available data; not all results have been received.



**SBC Positivity Rate\***

**0.5%**

**SBC New Cases\***

**0.7**

### California Statewide Data

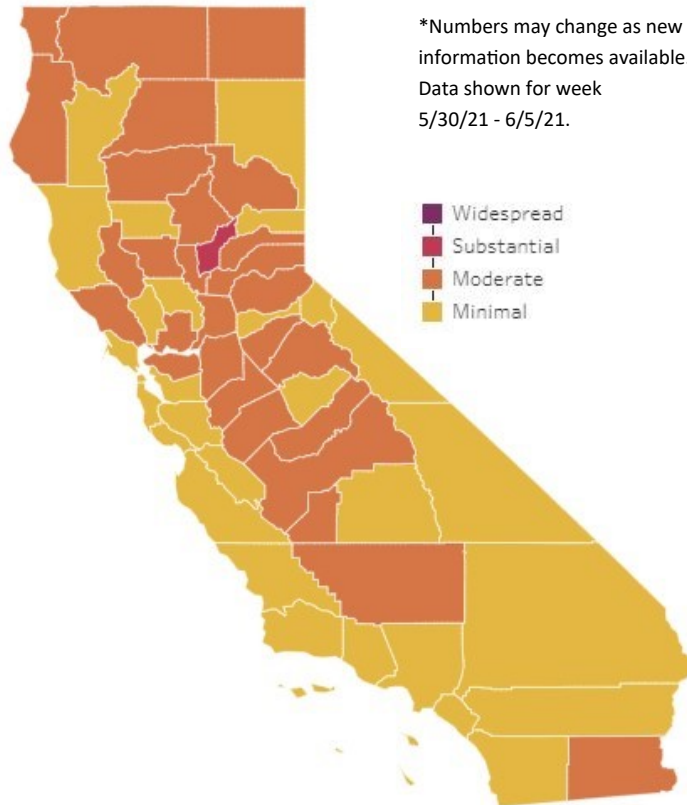
**Positivity Rate\*\***

**0.8%**

**New Cases\*\***

**1.8**

\*\* Data shown for week 5/30/21 - 6/5/21



#### California Blueprint for a Safer Economy

**TIER 1: WIDESPREAD**

- More than 10 daily new cases (per 100k).
- More than 8% positive tests.

**TIER 2: SUBSTANTIAL**

- 6-10 daily new cases (per 100k).
- 5-8% positive tests.

**TIER 3: MODERATE**

- 2-5.9 daily new cases (per 100k).
- 2-4.9% positive tests.

**TIER 4: MINIMAL**

- Less than 2 daily new cases (per 100k).
- Less than 2% positive tests.

County	San Benito	Santa Clara	Santa Cruz	Monterey	Merced
Total Confirmed COVID-19 Cases	6,109	119,629	16,235	43,819	32,284
Population	64,022	1,967,585	273,999	448,732	287,420
Adjusted Case Rate* (per 100K population)	0.7	0.7	0.7	0.6	2.4
Current Positivity Rate*	0.5%	0.5%	0.4%	0.6%	1.7%

\* Confirmed cases are updated daily (Monday-Friday). Rates are updated by CDPH.