



San Benito County Public Health Services



COVID-19 UPDATE: JUNE 16, 2021 Epidemiologic Week 24: 6/13/2021 - 6/19/2021

This report is based on only available data; not all results have been received.

San Benito County (SBC) Public Health Services continues to work with medical providers to identify and test individuals who meet criteria for COVID-19 testing. As of June 16, 2021, two new cases have been reported, for a total of 6,104 confirmed cases of COVID-19 in SBC. Confirmed cases include patients who have since recovered and those who are deceased. Fifty-three percent (3,242) of positive cases reported were female; ages ranged from 15 days to 101 years (median: 35 years). All results included in this update are current to June 16, 2021 at 3:00PM.

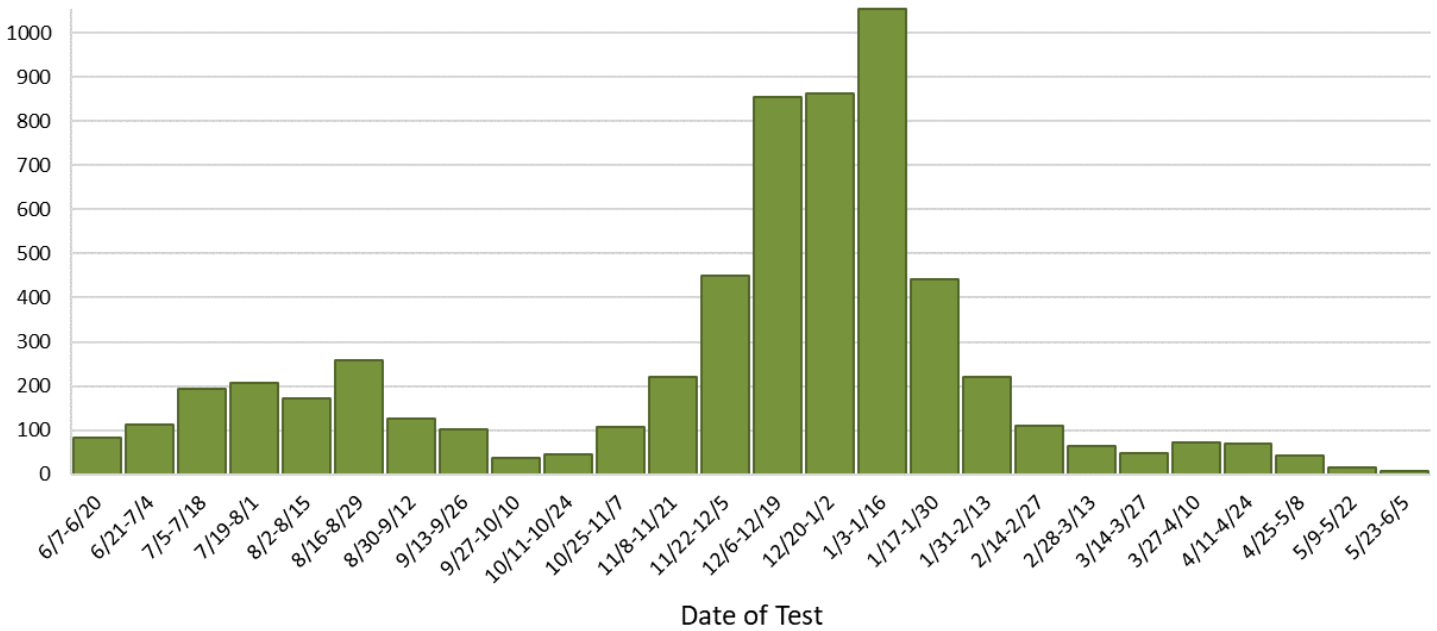
Total	Active	Recovered	Deaths
6,104	15	6,026	63
Negative Results		COVID-19 Required Hospitalizations	
31,842		248	

SBC Cases Likely Source of Exposure	
Classification	Cases
Travel-related	3%
Community Transmission	33%
Person-to-Person	64%

Community transmission occurs when the source of infection is unknown. **Person-to-person transmission** occurs when infection is spread through a confirmed contact. Person-to-person transmission typically occurs in close-contact environments, such as households or workplaces.

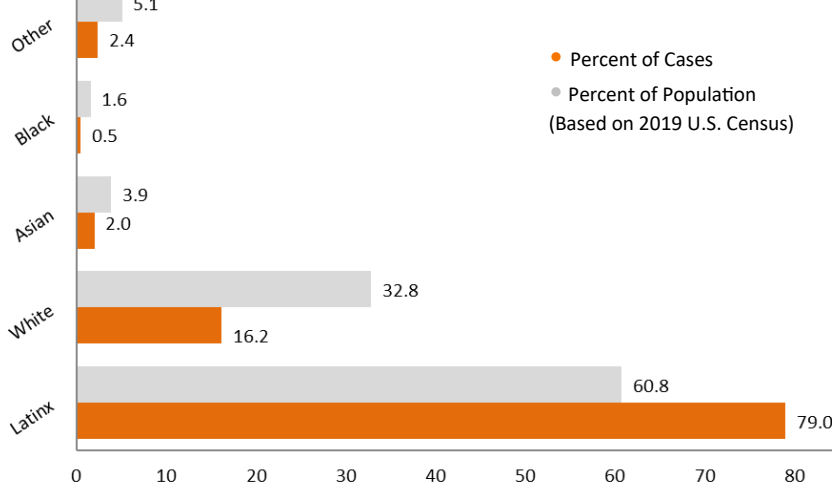
Confirmed COVID-19 Cases by Test Date in SBC

n=5,989

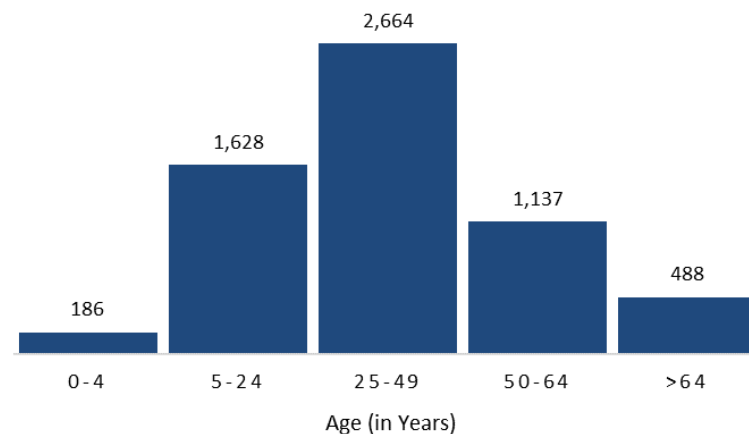


Cases in SBC by Race/Ethnicity[±]

[±]Race/Ethnicity categories with 10 or less reported cases have been included as "Other".



SBC COVID-19 Cases by Age Group



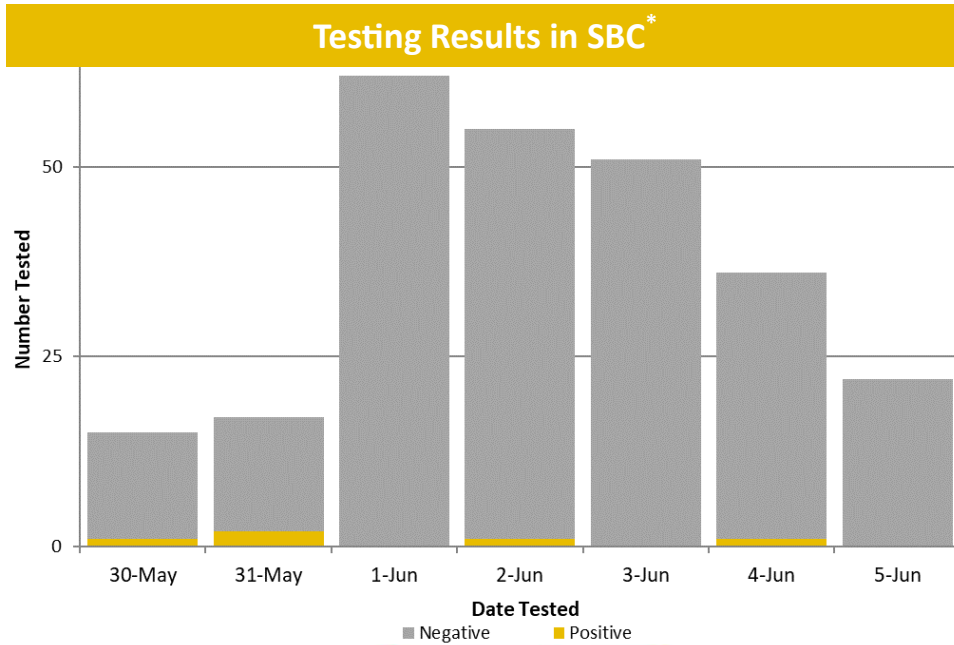


San Benito County Public Health Services



COVID-19 UPDATE: JUNE 16, 2021

This report is based on only available data; not all results have been received.



SBC Positivity Rate*

0.5%

SBC New Cases*

0.7

California Statewide Data

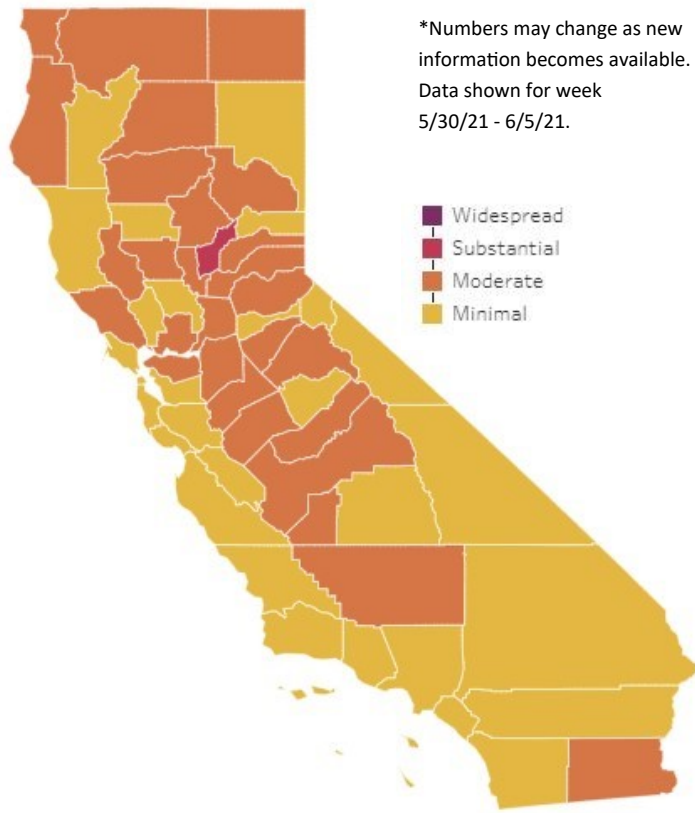
Positivity Rate**

0.8%

New Cases**

1.8

** Data shown for week 5/30/21 - 6/5/21



California Blueprint for a Safer Economy

TIER 1: WIDESPREAD

- More than 10 daily new cases (per 100k).
- More than 8% positive tests.

TIER 2: SUBSTANTIAL

- 6-10 daily new cases (per 100k).
- 5-8% positive tests.

TIER 3: MODERATE

- 2-5.9 daily new cases (per 100k).
- 2-4.9% positive tests.

TIER 4: MINIMAL

- Less than 2 daily new cases (per 100k).
- Less than 2% positive tests.

County	San Benito	Santa Clara	Santa Cruz	Monterey	Merced
Total Confirmed COVID-19 Cases	6,104	119,552	16,222	43,821	32,273
Population	64,022	1,967,585	273,999	448,732	287,420
Adjusted Case Rate* (per 100K population)	0.7	0.7	0.7	0.6	2.4
Current Positivity Rate*	0.5%	0.5%	0.4%	0.6%	1.7%

* Confirmed cases are updated daily (Monday-Friday). Rates are updated by CDPH.