



# San Benito County Public Health Services



## COVID-19 UPDATE: JUNE 9, 2021 Epidemiologic Week 23: 6/6/2021 - 6/12/2021

This report is based on only available data; not all results have been received.

San Benito County (SBC) Public Health Services continues to work with medical providers to identify and test individuals who meet criteria for COVID-19 testing. As of June 9, 2021, no new cases have been reported, for a total of 6,094 confirmed cases of COVID-19 in SBC. Confirmed cases include patients who have since recovered and those who are deceased. Fifty-three percent (3,235) of positive cases reported were female; ages ranged from 15 days to 101 years (median: 35 years). All results included in this update are current to June 9, 2021 at 4:00PM.

Total	Active	Recovered	Deaths
6,094	8	6,023	63
Negative Results		COVID-19 Required Hospitalizations	
31,620		246	

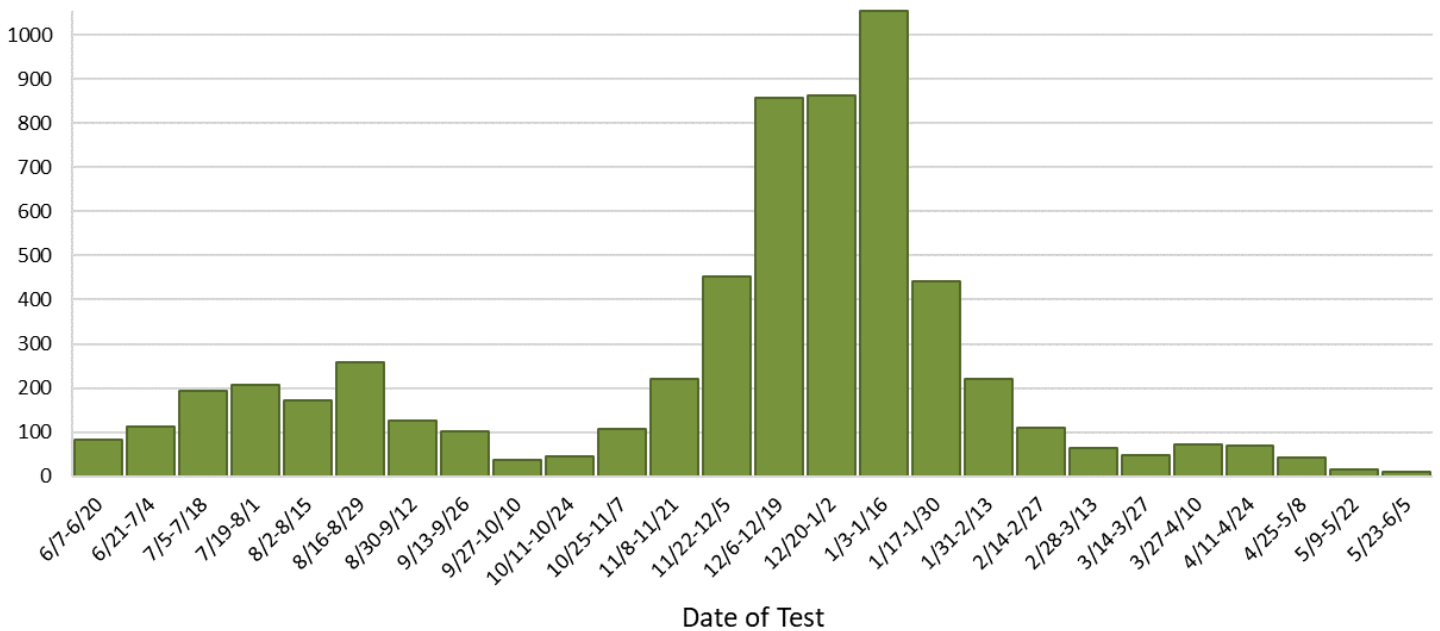
SBC Cases Likely Source of Exposure	
Classification	Cases
Travel-related	3%
Community Transmission	33%
Person-to-Person	64%

**Community transmission** occurs when the source of infection is unknown.

**Person-to-person transmission** occurs when infection is spread through a confirmed contact. Person-to-person transmission typically occurs in close-contact environments, such as households or workplaces.

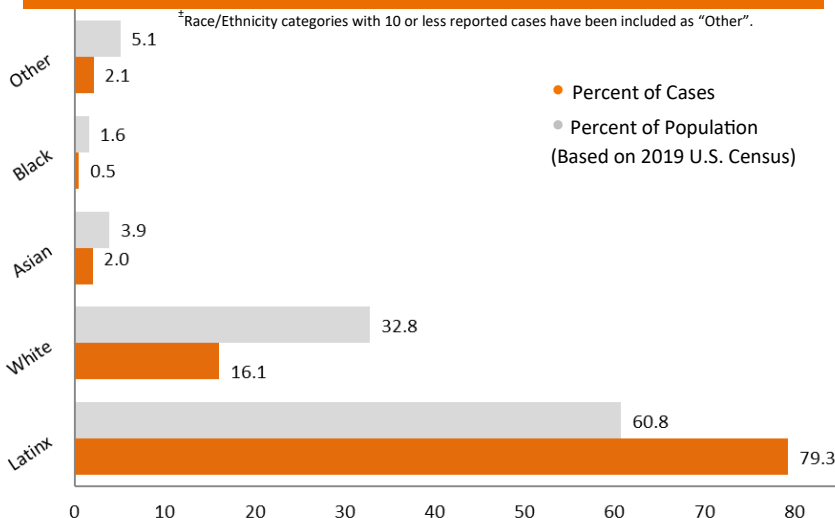
Confirmed COVID-19 Cases by Test Date in SBC

n=5,987

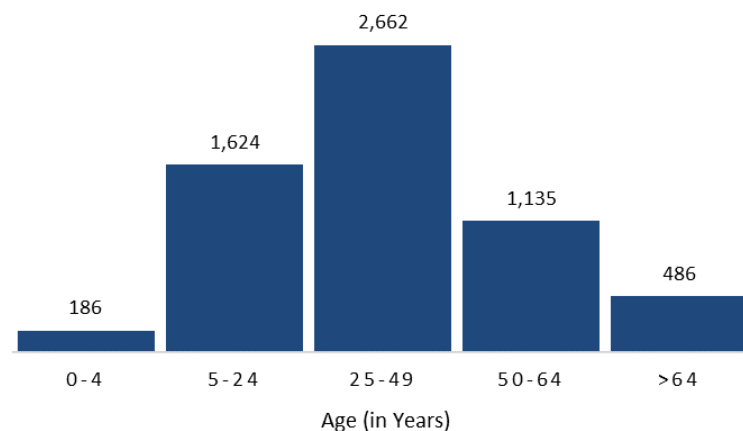


Cases in SBC by Race/Ethnicity<sup>2</sup>

<sup>2</sup>Race/Ethnicity categories with 10 or less reported cases have been included as "Other".



SBC COVID-19 Cases by Age Group





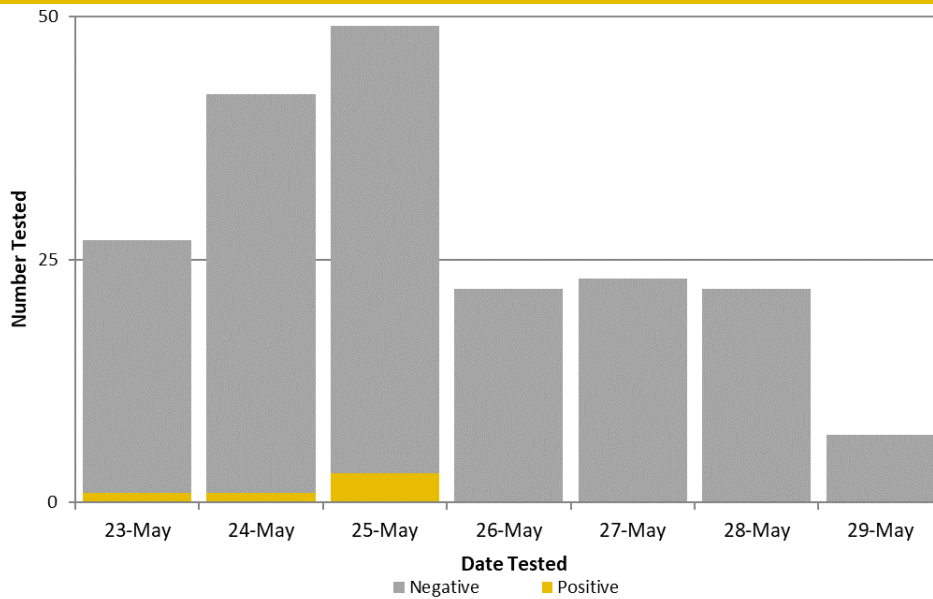
# San Benito County Public Health Services



## COVID-19 UPDATE: JUNE 9, 2021

This report is based on only available data; not all results have been received.

### Testing Results in SBC\*



### SBC Positivity Rate\*

**0.4%**

**GOAL:** Less than 2% testing positive for 2 consecutive weeks.

### SBC New Cases\*

**0.7**

**GOAL:** Less than 2 daily new cases (per 100k) for 2 consecutive weeks.

### California Statewide Data

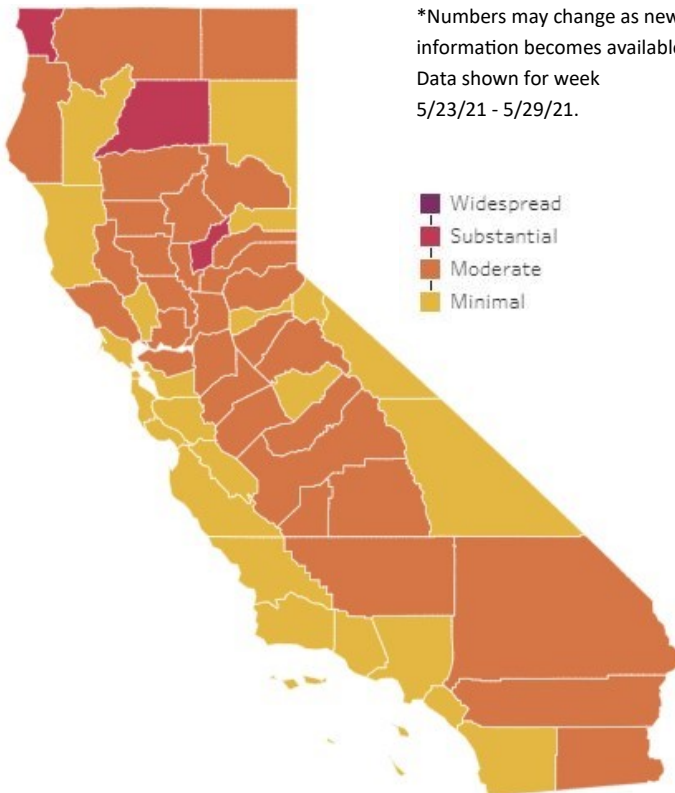
#### Positivity Rate\*\*

**0.8%**

#### New Cases\*\*

**2.0**

\*\* Data shown for week 5/23/21 - 5/29/21



### California Blueprint for a Safer Economy

#### TIER 1: WIDESPREAD

- More than 10 daily new cases (per 100k).
- More than 8% positive tests.

#### TIER 2: SUBSTANTIAL

- 6-10 daily new cases (per 100k).
- 5-8% positive tests.

#### TIER 3: MODERATE

- 2-5.9 daily new cases (per 100k).
- 2-4.9% positive tests.

#### TIER 4: MINIMAL

- Less than 2 daily new cases (per 100k).
- Less than 2% positive tests.

County	San Benito	Santa Clara	Santa Cruz	Monterey	Merced
Total Confirmed COVID-19 Cases	6,094	119,365	16,191	43,782	32,234
Population	64,022	1,967,585	273,999	448,732	287,420
Adjusted Case Rate* (per 100K population)	0.7	0.6	0.7	1.1	3.3
Current Positivity Rate*	0.4%	0.4%	0.4%	0.8%	2.0%

\* Confirmed cases are updated daily (Monday-Friday). Rates are updated by CDPH.