



San Benito County Public Health Services



COVID-19 UPDATE: JUNE 4, 2021 Epidemiologic Week 22: 5/30/2021 - 6/5/2021

This report is based on only available data; not all results have been received.

San Benito County (SBC) Public Health Services continues to work with medical providers to identify and test individuals who meet criteria for COVID-19 testing. As of June 4, 2021, one new case has been reported, for a total of 6,089 confirmed cases of COVID-19 in SBC. Confirmed cases include patients who have since recovered and those who are deceased. Fifty-three percent (3,232) of positive cases reported were female; ages ranged from 15 days to 101 years (median: 35 years). All results included in this update are current to June 4, 2021 at 2:00PM.

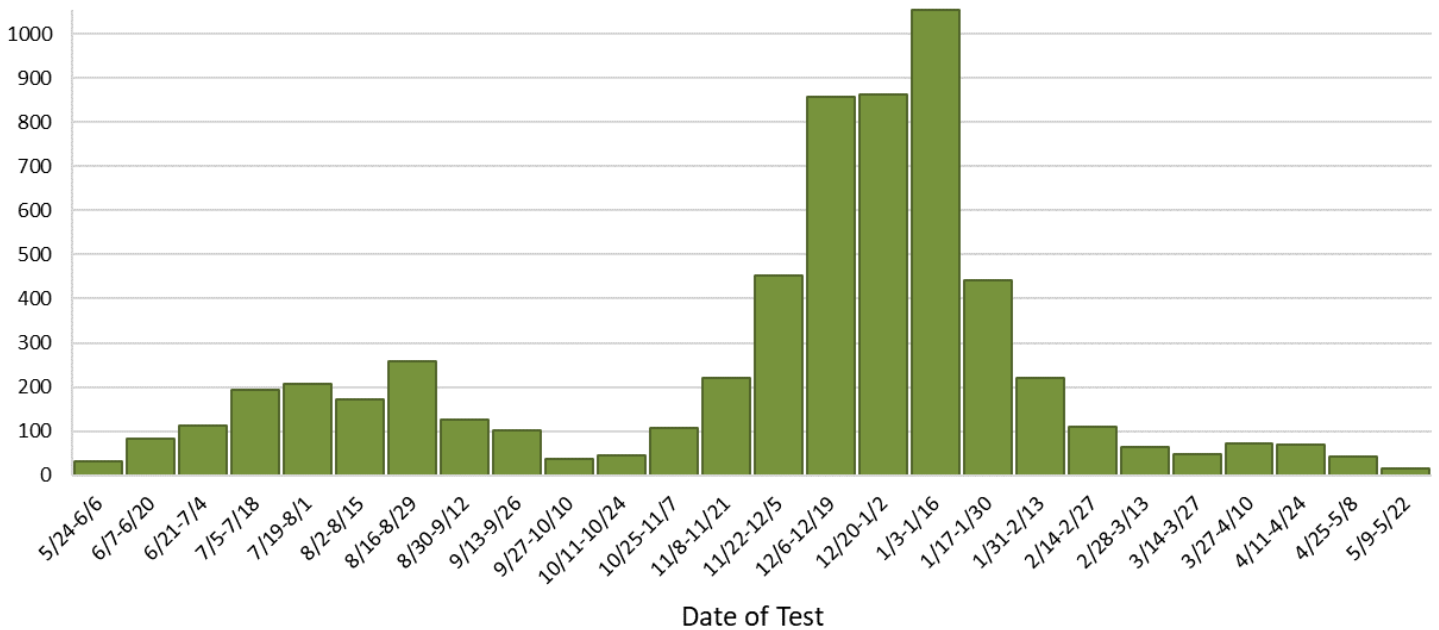
| Total | Active | Recovered | Deaths |
|------------------|--------|------------------------------------|--------|
| 6,089 | 3 | 6,023 | 63 |
| Negative Results | | COVID-19 Required Hospitalizations | |
| 31,421 | | 246 | |

| SBC Cases Likely Source of Exposure | |
|-------------------------------------|-------|
| Classification | Cases |
| Travel-related | 3% |
| Community Transmission | 33% |
| Person-to-Person | 64% |

Community transmission occurs when the source of infection is unknown.
Person-to-person transmission occurs when infection is spread through a confirmed contact. Person-to-person transmission typically occurs in close-contact environments, such as households or workplaces.

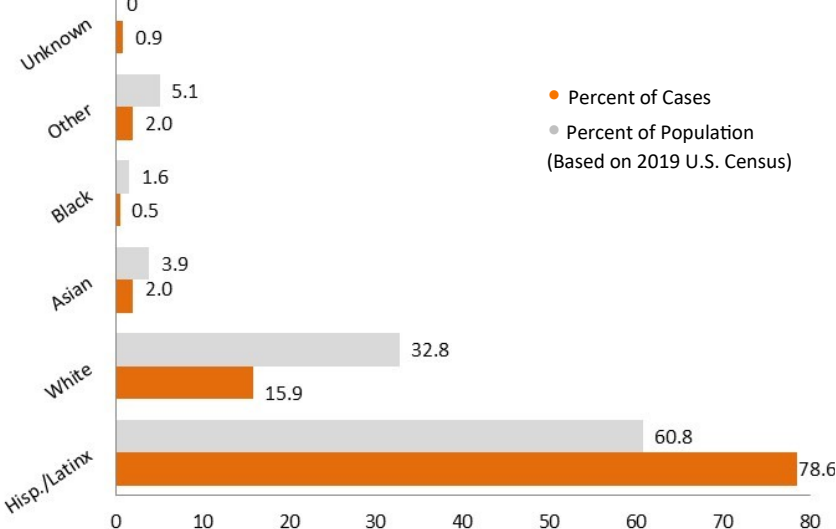
Confirmed COVID-19 Cases by Test Date in SBC

n=6,011

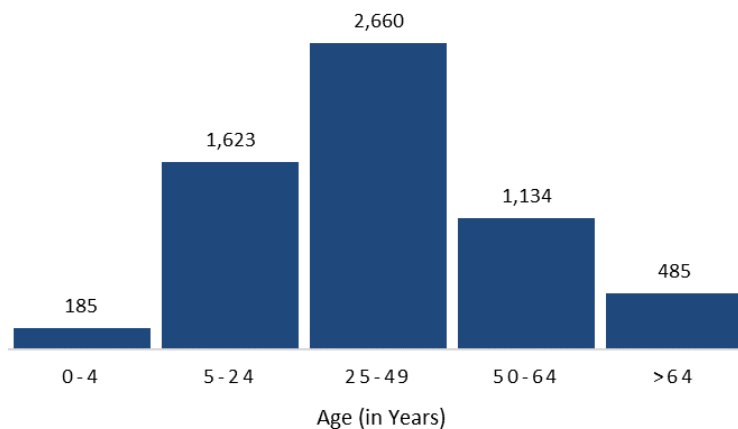


Cases in SBC by Race/Ethnicity^a

^aRace/Ethnicity categories with 5 or less reported cases have been included as "Other".



SBC COVID-19 Cases by Age Group





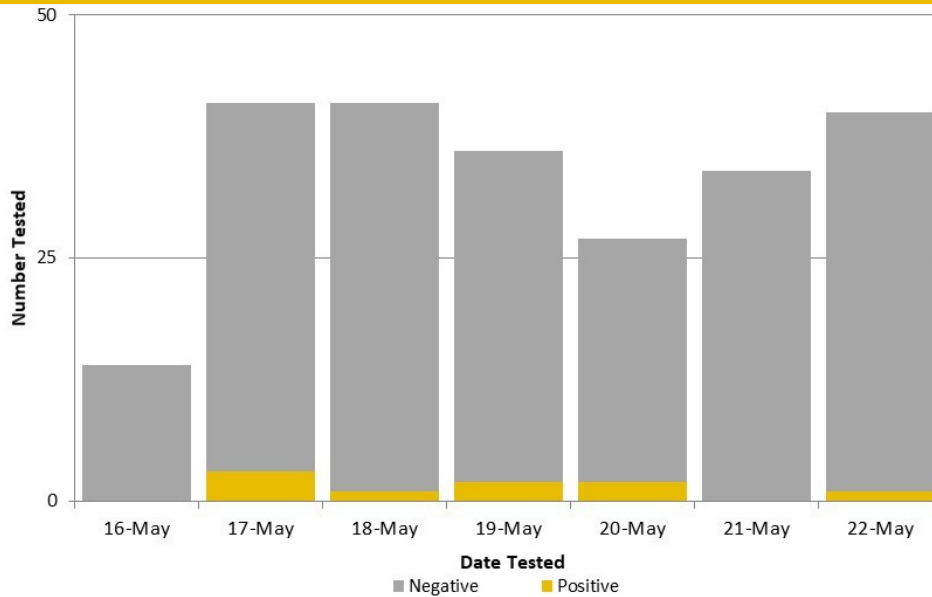
San Benito County Public Health Services



COVID-19 UPDATE: JUNE 4, 2021

This report is based on only available data; not all results have been received.

Testing Results in SBC*



SBC Positivity Rate*

1.1%

GOAL: Less than 2% testing positive for 2 consecutive weeks.

SBC New Cases*

1.3

GOAL: Less than 2 daily new cases (per 100k) for 2 consecutive weeks.

California Statewide Data

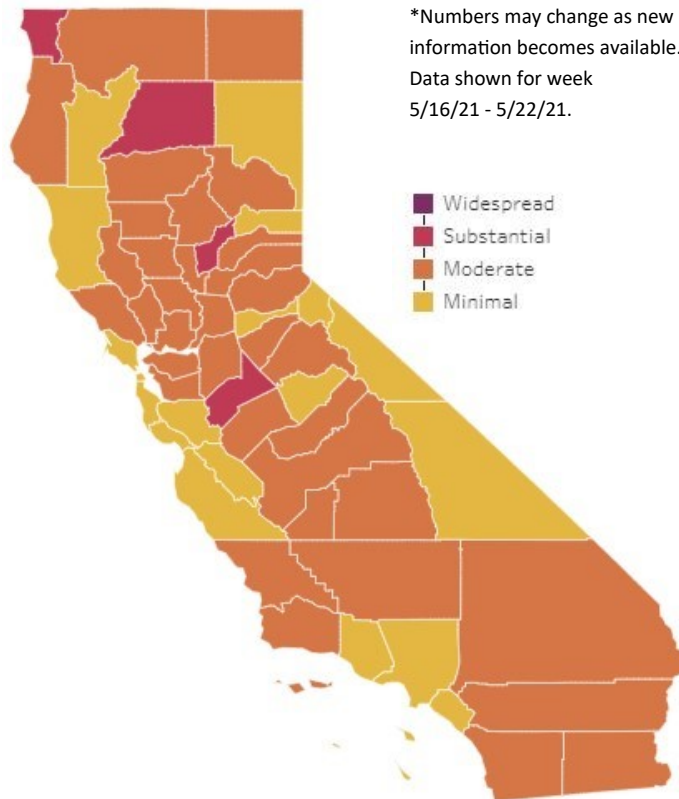
Positivity Rate**

0.8%

New Cases**

2.2

** Data shown for week 5/16/21 - 5/22/21



California Blueprint for a Safer Economy

TIER 1: WIDESPREAD

- More than 10 daily new cases (per 100k).
- More than 8% positive tests.

TIER 2: SUBSTANTIAL

- 6-10 daily new cases (per 100k).
- 5-8% positive tests.

TIER 3: MODERATE

- 2-5.9 daily new cases (per 100k).
- 2-4.9% positive tests.

TIER 4: MINIMAL

- Less than 2 daily new cases (per 100k).
- Less than 2% positive tests.

| County | San Benito | Santa Clara | Santa Cruz | Monterey | Merced |
|---|------------|-------------|------------|----------|---------|
| Total Confirmed COVID-19 Cases | 6,089 | 119,188 | 16,182 | 43,766 | 32,183 |
| Population | 64,022 | 1,967,585 | 273,999 | 448,732 | 287,420 |
| Adjusted Case Rate* (per 100K population) | 1.3 | 0.7 | 1.0 | 1.0 | 5.5 |
| Current Positivity Rate* | 1.1% | 0.4% | 0.6% | 0.6% | 2.9% |

* Confirmed cases are updated daily (Monday-Friday). Rates are updated by CDPH.