



San Benito County Public Health Services



COVID-19 UPDATE: MAY 24, 2021 Epidemiologic Week 21: 5/23/2021 - 5/29/2021

This report is based on only available data; not all results have been received.

San Benito County (SBC) Public Health Services continues to work with medical providers to identify and test individuals who meet criteria for COVID-19 testing. As of May 24, 2021, one new case has been reported, for a total of 6,086 confirmed cases of COVID-19 in SBC. Confirmed cases include patients who have since recovered and those who are deceased. Fifty-three percent (3,229) of positive cases reported were female; ages ranged from 15 days to 101 years (median: 35 years). All results included in this update are current to May 24, 2021 at 2:30PM.

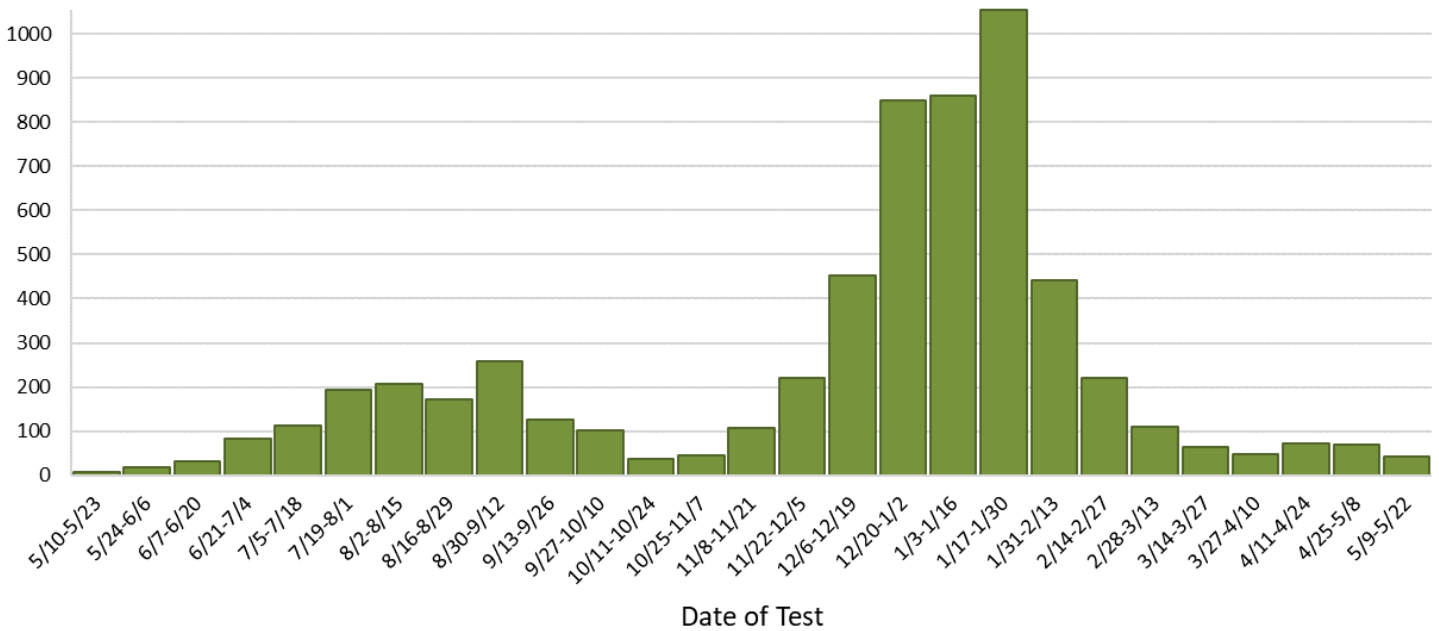
Total	Active	Recovered	Deaths
6,086	9	6,014	63
Negative Results		COVID-19 Required Hospitalizations	
31,084		246	

SBC Cases Likely Source of Exposure	
Classification	Cases
Travel-related	3%
Community Transmission	33%
Person-to-Person	64%

Community transmission occurs when the source of infection is unknown.
Person-to-person transmission occurs when infection is spread through a confirmed contact. Person-to-person transmission typically occurs in close-contact environments, such as households or workplaces.

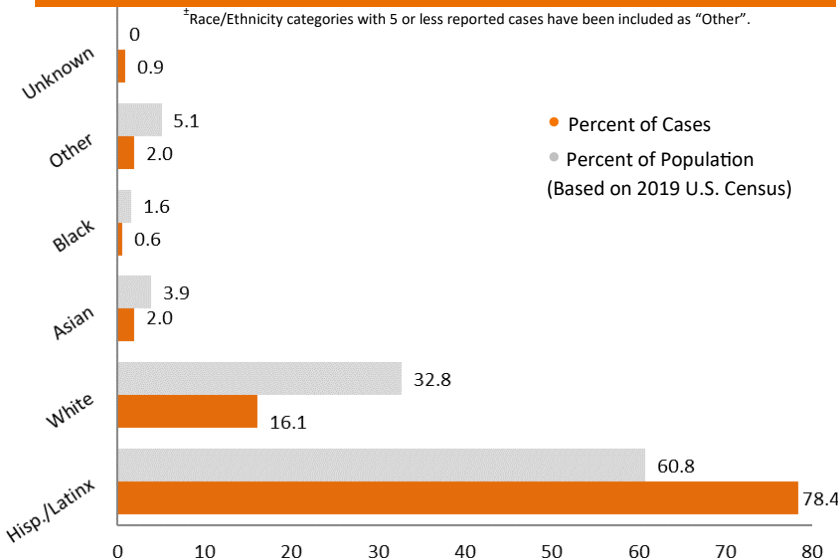
Confirmed COVID-19 Cases by Test Date in SBC

n=6,010

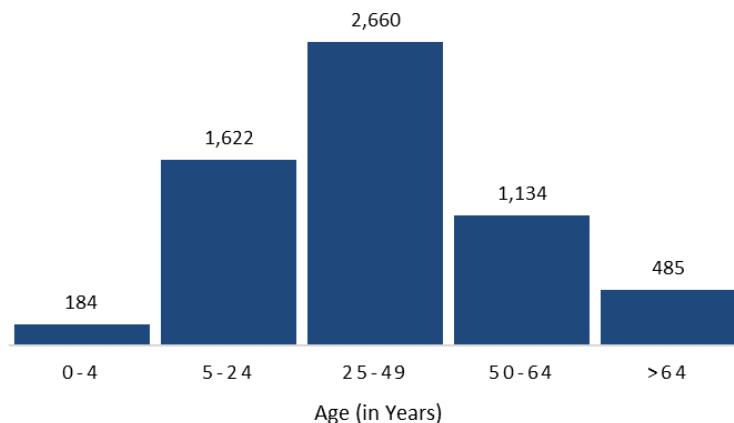


Cases in SBC by Race/Ethnicity²

²Race/Ethnicity categories with 5 or less reported cases have been included as "Other".



SBC COVID-19 Cases by Age Group





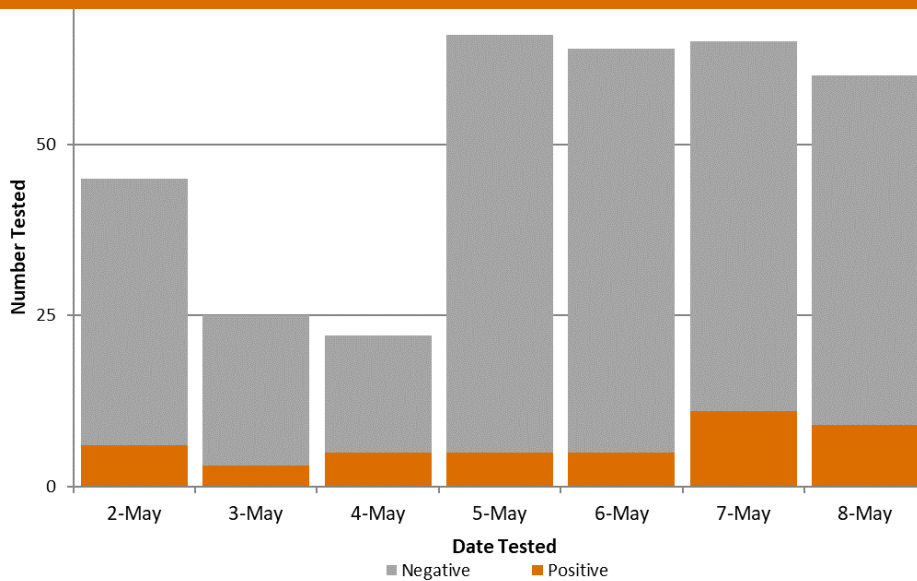
San Benito County Public Health Services



COVID-19 UPDATE: MAY 24, 2021

This report is based on only available data; not all results have been received.

Testing Results in SBC*



SBC Positivity Rate*

2.0%

GOAL: Less than 2% testing positive for 2 consecutive weeks.

SBC New Cases*

4.9

GOAL: Less than 2 daily new cases (per 100k) for 2 consecutive weeks.

California Statewide Data

Positivity Rate**

1.1%

New Cases**

3.2

** Data shown for week 5/2/21 - 5/8/21



California Blueprint for a Safer Economy

TIER 1: WIDESPREAD

- More than 10 daily new cases (per 100k).
- More than 8% positive tests.

TIER 2: SUBSTANTIAL

- 6-10 daily new cases (per 100k).
- 5-8% positive tests.

TIER 3: MODERATE

- 2-5.9 daily new cases (per 100k).
- 2-4.9% positive tests.

TIER 4: MINIMAL

- Less than 2 daily new cases (per 100k).
- Less than 2% positive tests.

County	San Benito	Santa Clara	Santa Cruz	Monterey	Merced
Total Confirmed COVID-19 Cases	6,086	118,903	16,173	43,695	32,028
Population	64,022	1,967,585	273,999	448,732	287,420
Adjusted Case Rate* (per 100K population)	4.9	1.4	1.0	2.1	4.6
Current Positivity Rate*	2.0%	0.6%	0.5%	1.0%	2.3%

* Confirmed cases are updated daily (Monday-Friday). Rates are updated by CDPH.