



San Benito County Public Health Services

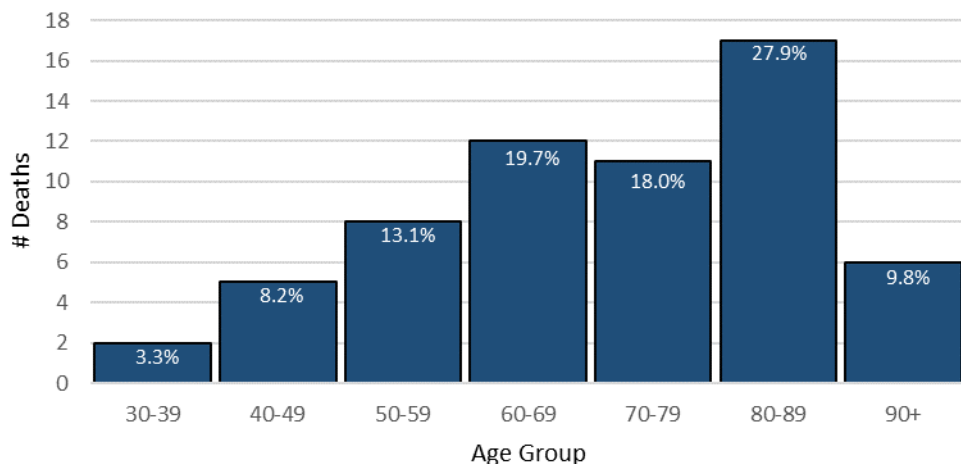
Severe COVID-19 Case Report

MARCH 8, 2021

This report is based only on available data;
not all results have been received.



COVID-19 Related Deaths by Age Group



The data in this report displays information on demographics of COVID-19 related deaths and severe cases, including age, gender, race/ethnicity, and underlying health conditions. Providing detailed demographic breakdowns enables local health jurisdictions to determine appropriate actions to better prevent, control, and slow the spread of COVID-19. Deaths considered COVID-19 related are based on cause of death listed on the death certificate. The most recent deaths reported were two 70-year old adults, a female and a male, with two and one underlying health conditions, respectively.

Total COVID-19
Related Deaths

61

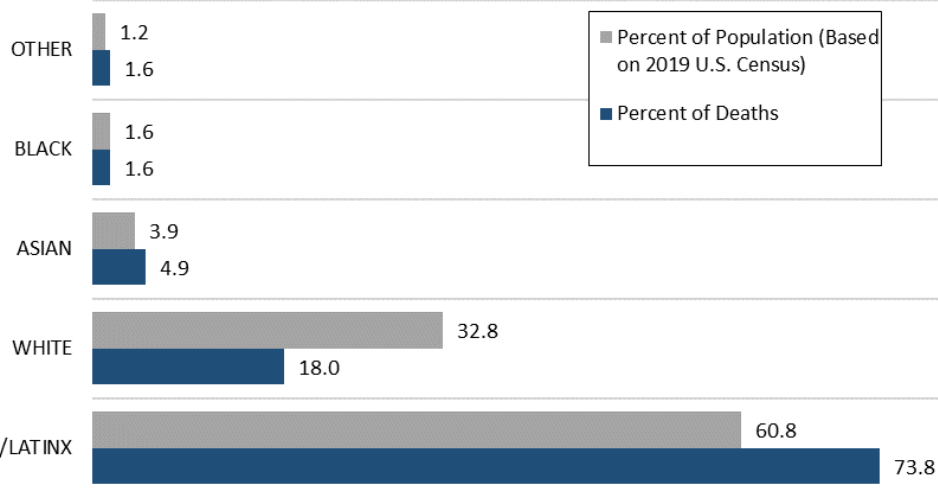
71% deaths male
(n=43)

29% deaths female
(n=18)

Age range: 38-101 years

Average age: 70.9 years

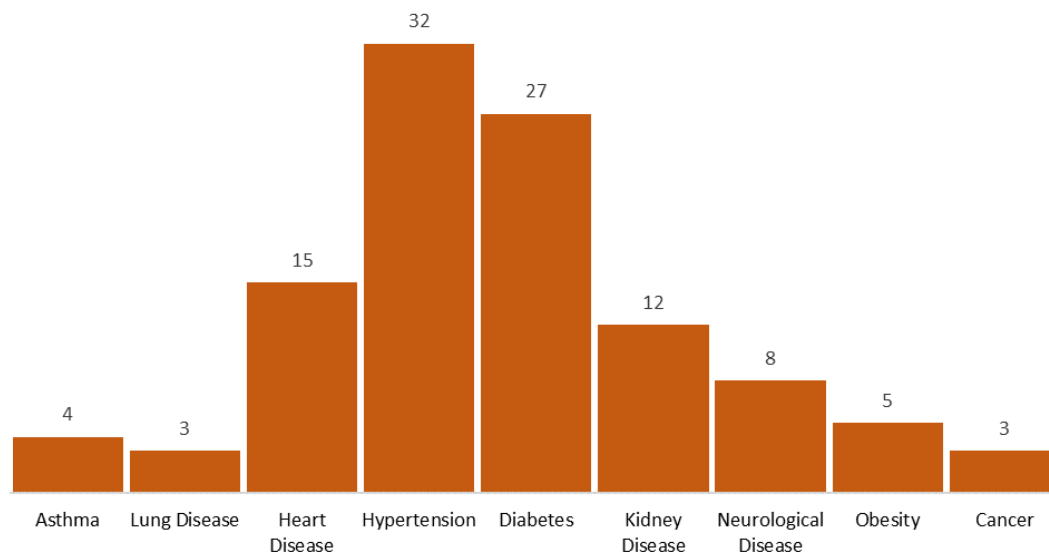
COVID-19 Related Deaths in SBC by Race/Ethnicity



Number of Underlying Health Conditions in COVID-19 Related Deaths

# Conditions	None	1	2	3 or more
# of Deaths (%)	6 (9.8%)	23 (37.7%)	14 (23.0%)	18 (29.5%)

Underlying Health Conditions Among COVID-19 Related Deaths



COVID-19 Required Hospitalization Data

Hospitalizations	Pneumonia	Requiring a Ventilator	Admitted to ICU
232 Cases	43.5%	13.8%	26.3%
Average Length of Stay for All Hospitalizations		Average Length of Stay for ICU	
8.5 Days (Range: 0-49 Days)		14.7 Days (Range: 0-49 Days)	