



San Benito County Public Health Services



COVID-19 UPDATE: MARCH 26, 2021

Epidemiologic Week 12: 3/21/2021 - 3/27/2021

This report is based on only available data; not all results have been received.

San Benito County (SBC) Public Health Services continues to work with medical providers to identify and test individuals who meet criteria for COVID-19 testing. As of March 26, 2021, seven new cases have been reported, for a total of 5,846 confirmed cases of COVID-19 in SBC. Confirmed cases include patients who have since recovered and those who are deceased. Fifty-three percent (3,098) of positive cases reported were female; ages ranged from 15 days to 101 years (median: 35 years).

All results included in this update are current to March 26, 2021 at 3:30PM.

Total	Active	Recovered	Deaths
5,846	28	5,757	61
Negative Results		COVID-19 Required Hospitalizations	
28,413		236	

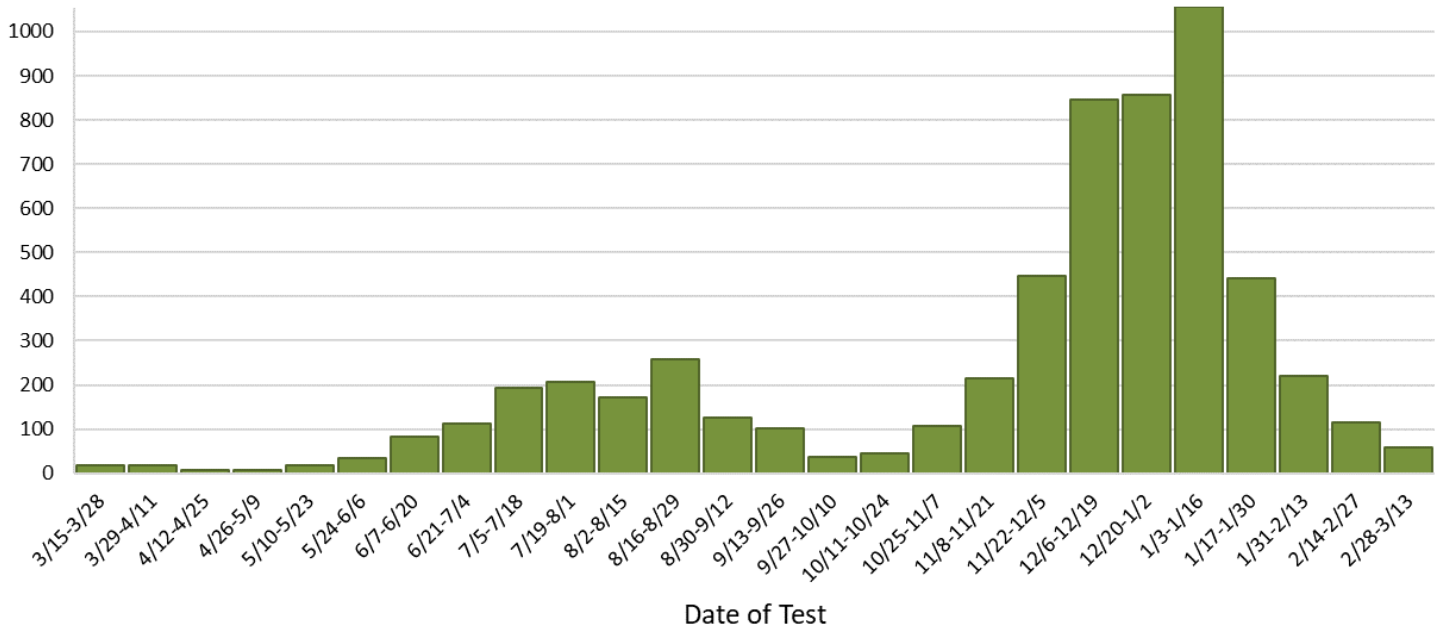
SBC Cases Likely Source of Exposure	
Classification	Cases
Travel-related	3%
Community Transmission	33%
Person-to-Person	64%

Community transmission occurs when the source of infection is unknown.

Person-to-person transmission occurs when infection is spread through a confirmed contact. Person-to-person transmission typically occurs in close-contact environments, such as households or workplaces.

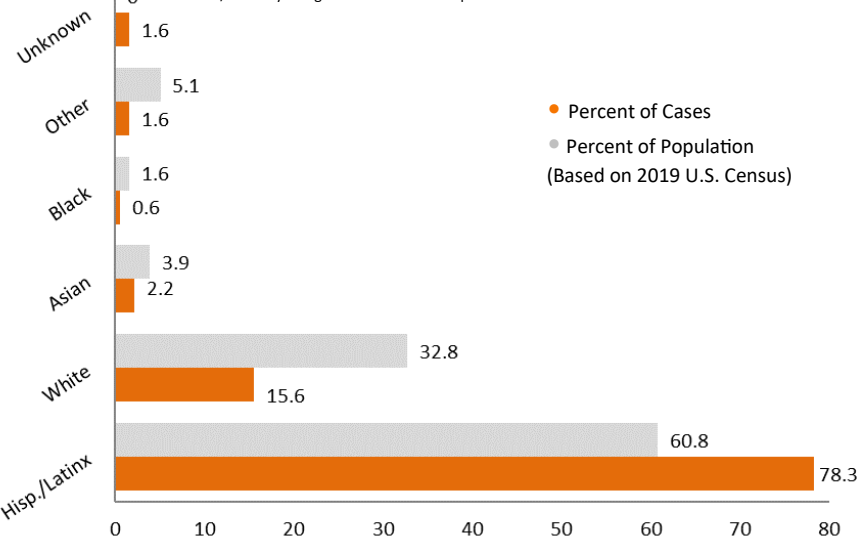
Confirmed COVID-19 Cases by Test Date in SBC

n=5,829

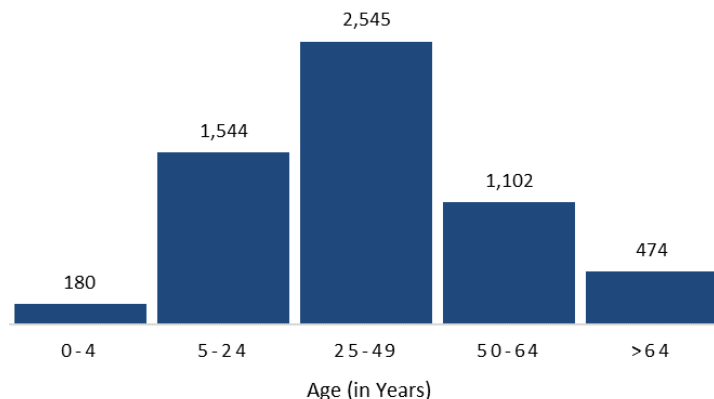


Cases in SBC by Race/Ethnicity[‡]

[‡]Race/Ethnicity categories with 5 or less reported cases have been included as "Other".



SBC COVID-19 Cases by Age Group





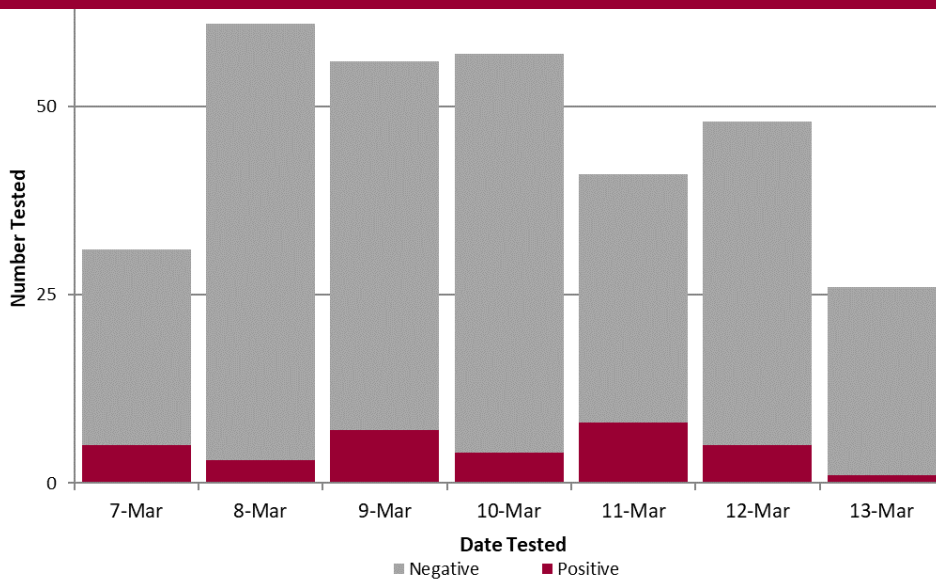
San Benito County Public Health Services



COVID-19 UPDATE: MARCH 26, 2021

This report is based on only available data; not all results have been received.

Testing Results in SBC*



SBC Positivity Rate*

3.0%

GOAL: Less than 5% testing positive for 2 consecutive weeks.

SBC New Cases*

6.2

GOAL: Less than 4 daily new cases (per 100k) for 2 consecutive weeks.

California Statewide Data

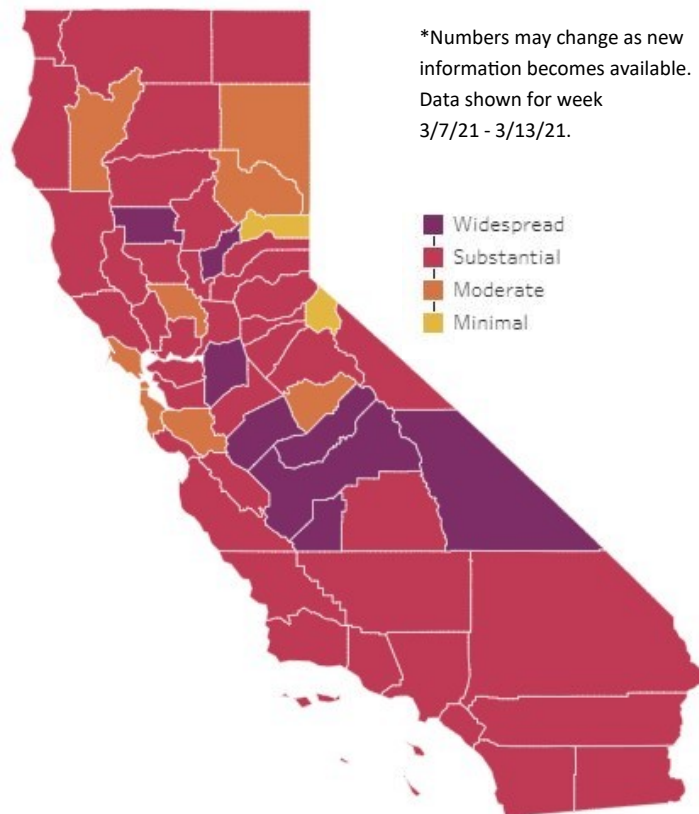
Positivity Rate**

2.0%

New Cases**

5.5

** Data shown for week 3/7/21 - 3/13/21.



California Blueprint for a Safer Economy

TIER 1: WIDESPREAD

- More than 10 daily new cases (per 100k).
- More than 8% positive tests.

TIER 2: SUBSTANTIAL

- 4-10 daily new cases (per 100k).
- 5-8% positive tests.

TIER 3: MODERATE

- 1-3.9 daily new cases (per 100k).
- 2-4.9% positive tests.

TIER 4: MINIMAL

- Less than 1 daily new cases (per 100k).
- Less than 2% positive tests.

County	San Benito	Santa Clara	Santa Cruz	Monterey	Merced
Total Confirmed COVID-19 Cases	5,846	113,929	15,306	42,868	30,419
Population	64,022	1,967,585	273,999	448,732	287,420
Adjusted Case Rate* (per 100K population)	6.2	2.8	3.5	3.8	12.9
Current Positivity Rate*	3.0%	1.2%	1.3%	1.8%	5.0%

* Confirmed cases are updated daily (Monday-Friday). Rates are updated by CDPH.