



# San Benito County Public Health Services



## COVID-19 UPDATE: MARCH 16, 2021 Epidemiologic Week 11: 3/14/2021 - 3/20/2021

This report is based on only available data; not all results have been received.

San Benito County (SBC) Public Health Services continues to work with medical providers to identify and test individuals who meet criteria for COVID-19 testing. As of March 16, 2021, six new cases have been reported, for a total of 5,794 confirmed cases of COVID-19 in SBC. Confirmed cases include patients who have since recovered and those who are deceased. Fifty-three percent (3,068) of positive cases reported were female; ages ranged from 15 days to 101 years (median: 35 years). All results included in this update are current to March 16, 2021 at 3:30PM.

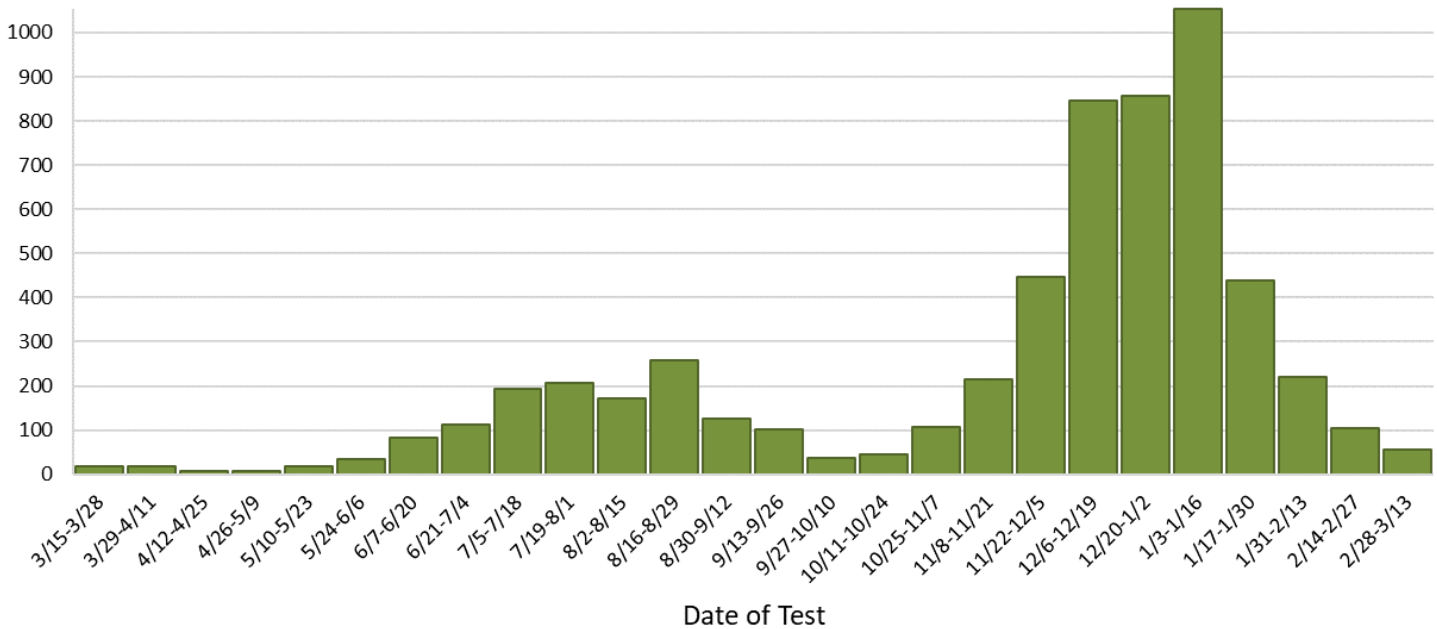
Total	Active	Recovered	Deaths
5,794	30	5,703	61
Negative Results		COVID-19 Required Hospitalizations	
27,956		233	

SBC Cases Likely Source of Exposure	
Classification	Cases
Travel-related	3%
Community Transmission	33%
Person-to-Person	64%

**Community transmission** occurs when the source of infection is unknown. **Person-to-person transmission** occurs when infection is spread through a confirmed contact. Person-to-person transmission typically occurs in close-contact environments, such as households or workplaces.

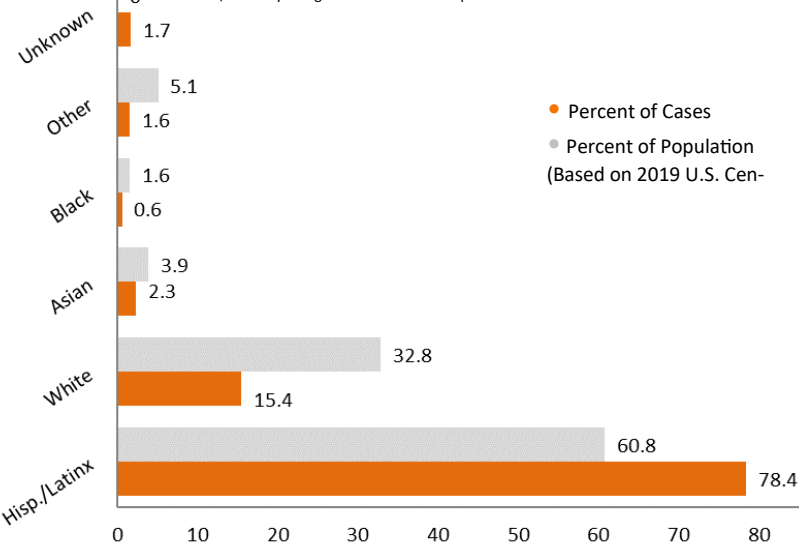
Confirmed COVID-19 Cases by Test Date in SBC

n=5,792

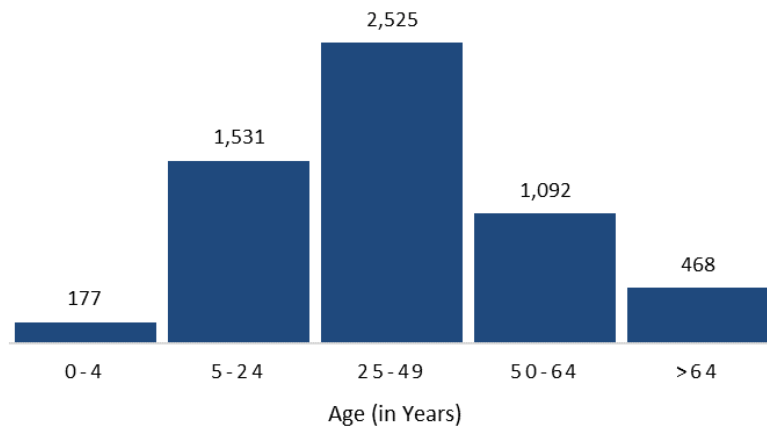


Cases in SBC by Race/Ethnicity<sup>‡</sup>

<sup>‡</sup>Race/Ethnicity categories with 5 or less reported cases have been included as "Other".



SBC COVID-19 Cases by Age Group





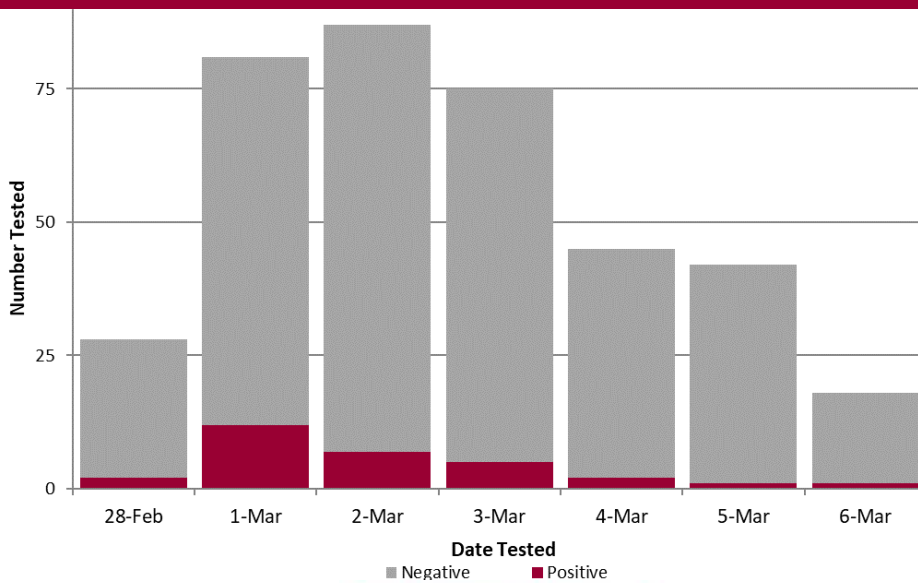
# San Benito County Public Health Services



## COVID-19 UPDATE: MARCH 16, 2021

This report is based on only available data; not all results have been received.

### Testing Results in SBC\*



### SBC Positivity Rate\*

**2.8%**

**GOAL:** Less than 5% testing positive for 2 consecutive weeks.

### SBC New Cases\*

**5.1**

**GOAL:** Less than 4 daily new cases (per 100k) for 2 consecutive weeks.

### California Statewide Data

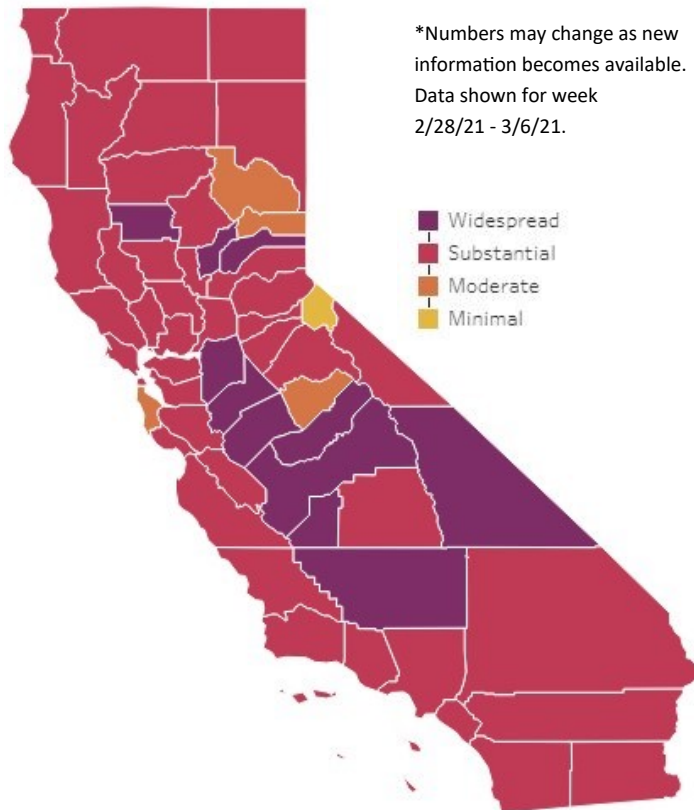
#### Positivity Rate\*\*

**2.3%**

#### New Cases\*\*

**6.5**

\*\* Data shown for week 2/28/21 - 3/6/21.



### California Blueprint for a Safer Economy

#### TIER 1: WIDESPREAD

- More than 10 daily new cases (per 100k).
- More than 8% positive tests.

#### TIER 2: SUBSTANTIAL

- 4-10 daily new cases (per 100k).
- 5-8% positive tests.

#### TIER 3: MODERATE

- 1-3.9 daily new cases (per 100k).
- 2-4.9% positive tests.

#### TIER 4: MINIMAL

- Less than 1 daily new cases (per 100k).
- Less than 2% positive tests.

County	San Benito	Santa Clara	Santa Cruz	Monterey	Merced
Total Confirmed COVID-19 Cases	5,794	112,794	15,101	42,628	29,979
Population	64,022	1,967,585	273,999	448,732	287,420
Adjusted Case Rate* (per 100K population)	5.1	3.6	3.4	4.7	13.9
Current Positivity Rate*	2.8%	1.4%	1.2%	2.0%	6.4%

\* Confirmed cases are updated daily (Monday-Friday). Rates are updated by CDPH.