



# San Benito County Public Health Services



## COVID-19 UPDATE: MARCH 11, 2021 Epidemiologic Week 10: 3/7/2021 - 3/13/2021

This report is based on only available data; not all results have been received.

San Benito County (SBC) Public Health Services continues to work with medical providers to identify and test individuals who meet criteria for COVID-19 testing. As of March 11, 2021, six new cases have been reported, for a total of 5,764 confirmed cases of COVID-19 in SBC. Confirmed cases include patients who have since recovered and those who are deceased. Fifty-three percent (3,055) of positive cases reported were female; ages ranged from 15 days to 101 years (median: 35 years). All results included in this update are current to March 11, 2021 at 2:30PM.

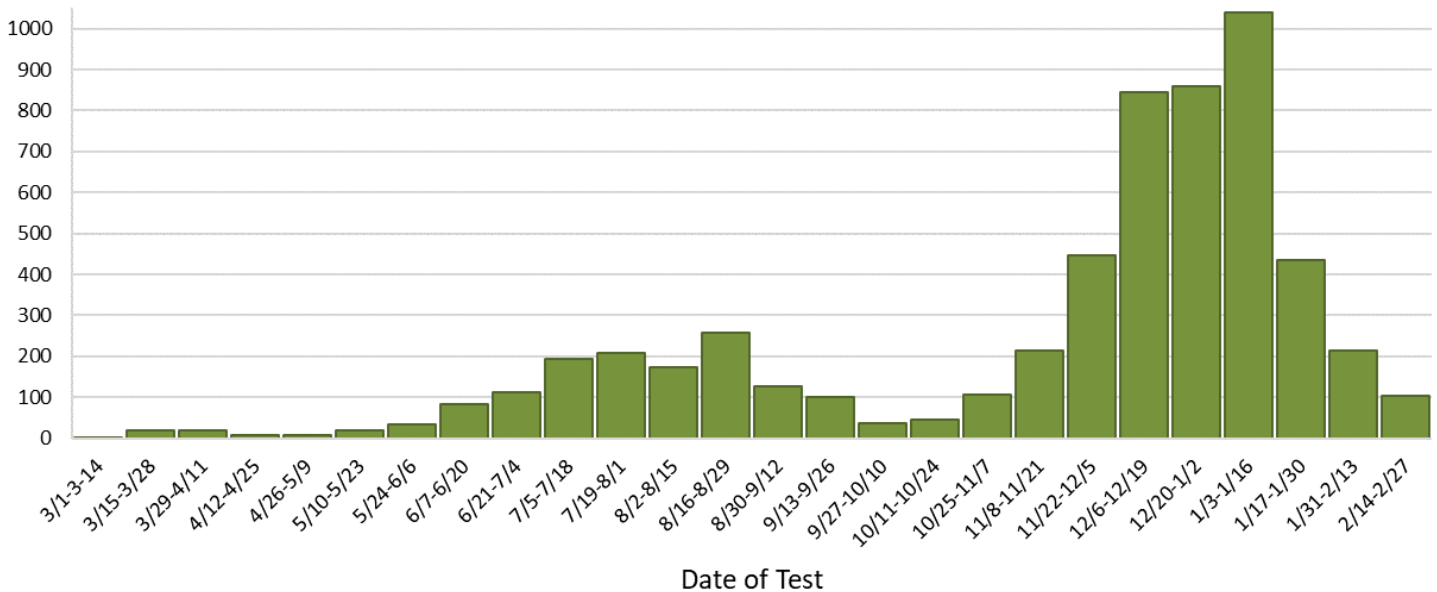
Total	Active	Recovered	Deaths
<b>5,764</b>	<b>43</b>	<b>5,660</b>	<b>61</b>
Negative Results		COVID-19 Required Hospitalizations	
<b>27,788</b>		<b>232</b>	

SBC Cases Likely Source of Exposure	
Classification	Cases
Travel-related	<b>3%</b>
Community Transmission	<b>33%</b>
Person-to-Person	<b>64%</b>

**Community transmission** occurs when the source of infection is unknown. **Person-to-person transmission** occurs when infection is spread through a confirmed contact. Person-to-person transmission typically occurs in close-contact environments, such as households or workplaces.

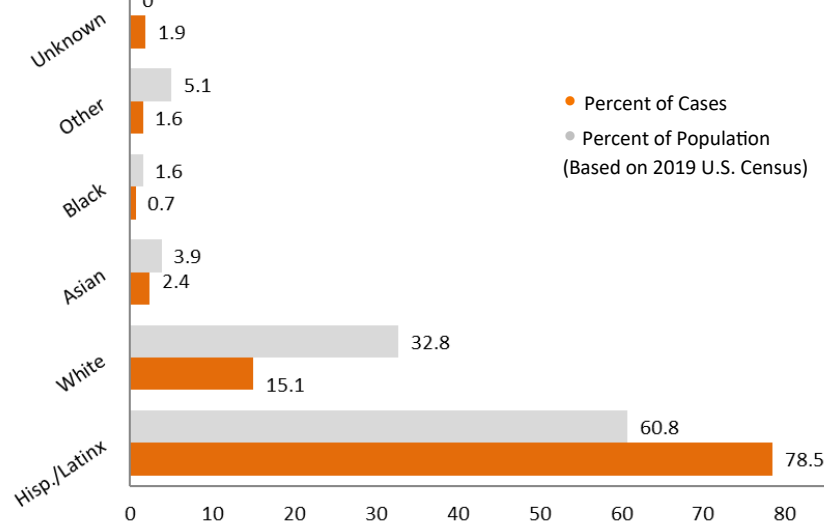
Confirmed COVID-19 Cases by Test Date in SBC

n=5,748

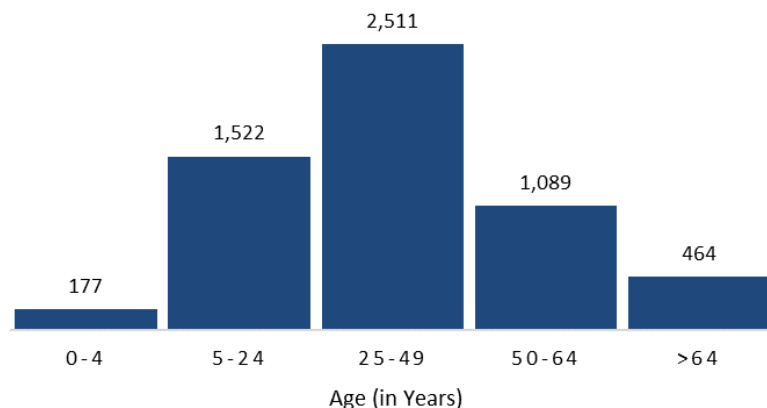


Cases in SBC by Race/Ethnicity<sup>‡</sup>

<sup>‡</sup>Race/Ethnicity categories with 5 or less reported cases have been included as "Other".



SBC COVID-19 Cases by Age Group





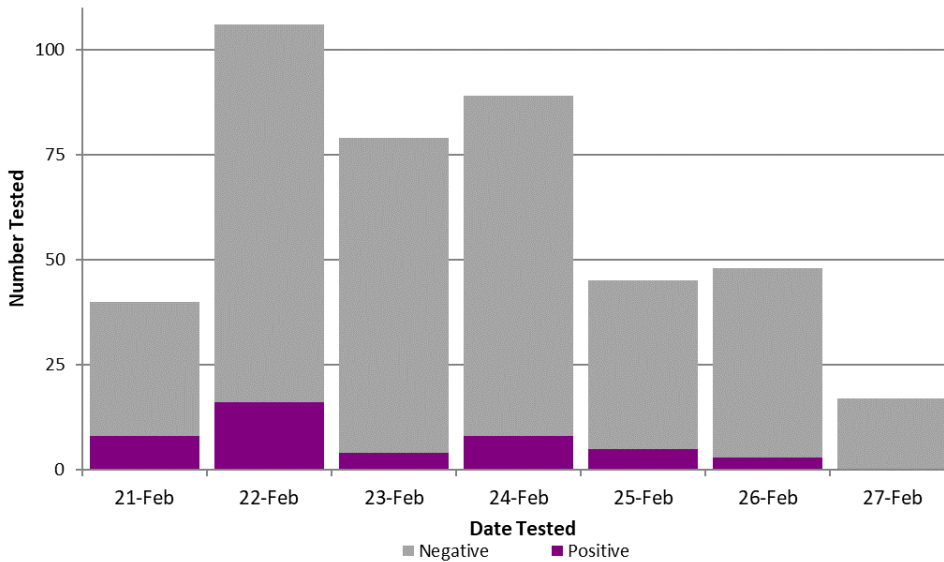
# San Benito County Public Health Services



## COVID-19 UPDATE: MARCH 11, 2021

This report is based on only available data; not all results have been received.

### Testing Results in SBC\*



### SBC Positivity Rate\*

**4.0%**

**GOAL:** Less than 8% testing positive for 2 consecutive weeks.

### SBC New Cases\*

**6.9**

**GOAL:** Less than 7 daily new cases (per 100k) for 2 consecutive weeks.

### California Statewide Data

#### Positivity Rate\*\*

**2.8%**

#### New Cases\*\*

**8.1**

\*\* Data shown for week 2/21/21 - 2/27/21.



### California Blueprint for a Safer Economy

#### TIER 1: WIDESPREAD

- More than 7 daily new cases (per 100k).
- More than 8% positive tests.

#### TIER 2: SUBSTANTIAL

- 4-7 daily new cases (per 100k).
- 5-8% positive tests.

#### TIER 3: MODERATE

- 1-3.9 daily new cases (per 100k).
- 2-4.9% positive tests.

#### TIER 4: MINIMAL

- Less than 1 daily new cases (per 100k).
- Less than 2% positive tests.

County	San Benito	Santa Clara	Santa Cruz	Monterey	Merced
Total Confirmed COVID-19 Cases	5,764	112,174	14,982	42,523	29,643
Population	64,022	1,967,585	273,999	448,732	287,420
Adjusted Case Rate* (per 100K population)	6.9	4.2	5.3	7.2	14.8
Current Positivity Rate*	4.0%	1.7%	1.9%	3.1%	5.4%

\* Confirmed cases are updated daily (Monday-Friday). Rates are updated by CDPH.