



# San Benito County Public Health Services



## COVID-19 UPDATE: MARCH 8, 2021 Epidemiologic Week 10: 3/7/2021 - 3/13/2021

This report is based on only available data; not all results have been received.

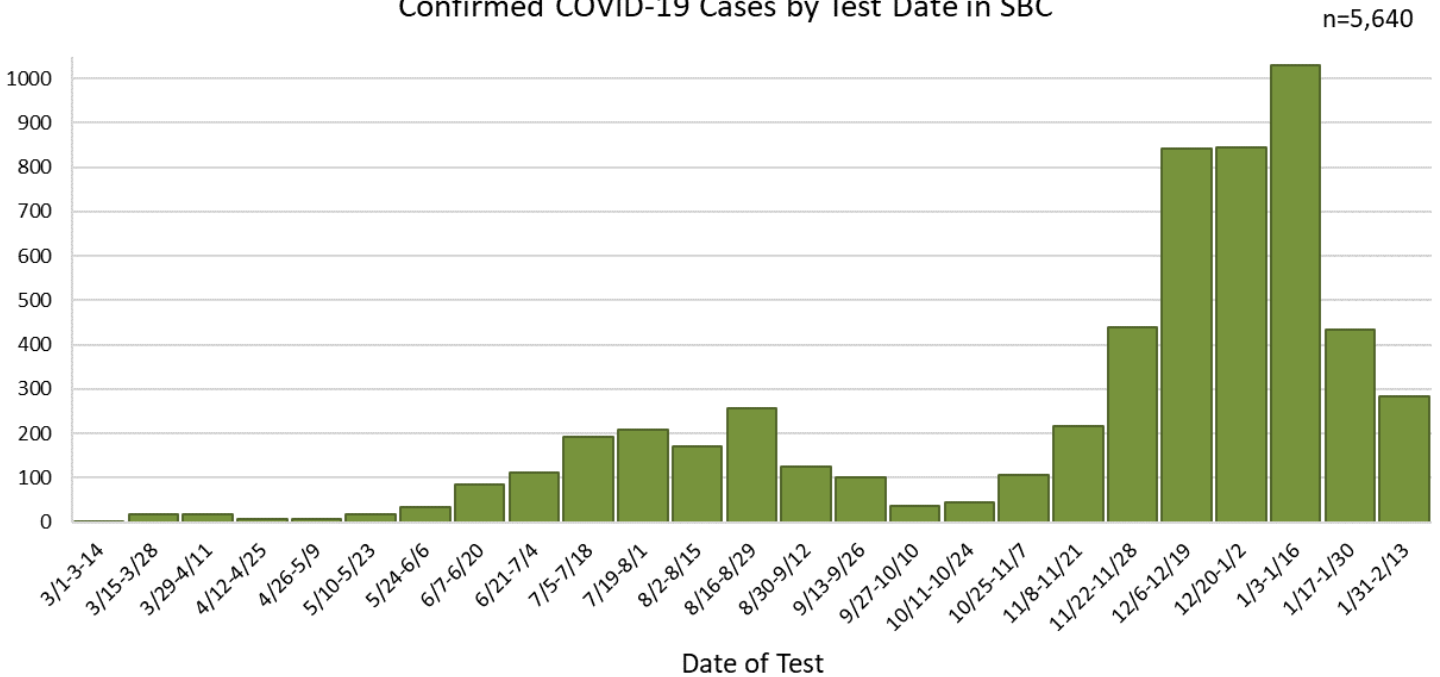
San Benito County (SBC) Public Health Services continues to work with medical providers to identify and test individuals who meet criteria for COVID-19 testing. As of March 8, 2021, seven new cases have been reported, for a total of 5,738 confirmed cases of COVID-19 in SBC. Confirmed cases include patients who have since recovered and those who are deceased. Fifty-three percent (3,042) of positive cases reported were female; ages ranged from 15 days to 101 years (median: 35 years). All results included in this update are current to March 8, 2021 at 3:30PM.

Total	Active	Recovered	Deaths
<b>5,738</b>	<b>31</b>	<b>5,646</b>	<b>61</b>
Negative Results		COVID-19 Required Hospitalizations	
<b>27,663</b>		<b>232</b>	

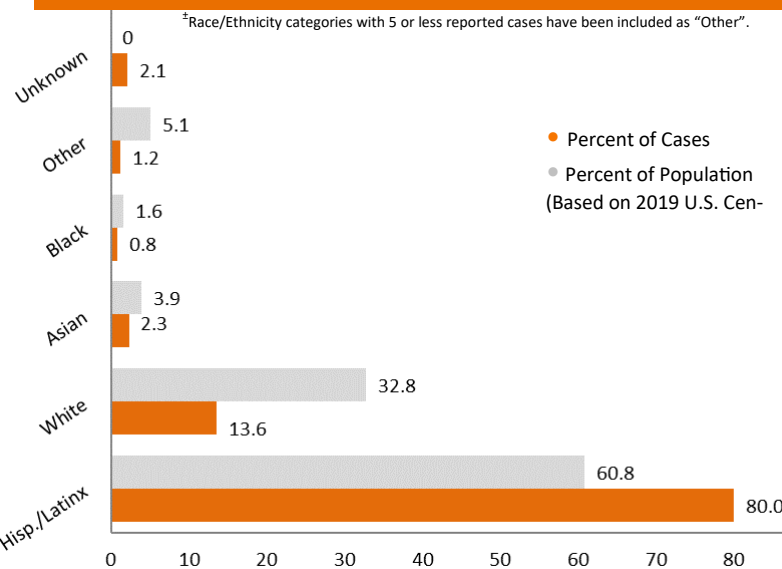
SBC Cases Likely Source of Exposure	
Classification	Cases
Travel-related	<b>3%</b>
Community Transmission	<b>34%</b>
Person-to-Person	<b>63%</b>

**Community transmission** occurs when the source of infection is unknown. **Person-to-person transmission** occurs when infection is spread through a confirmed contact. Person-to-person transmission typically occurs in close-contact environments, such as households or workplaces.

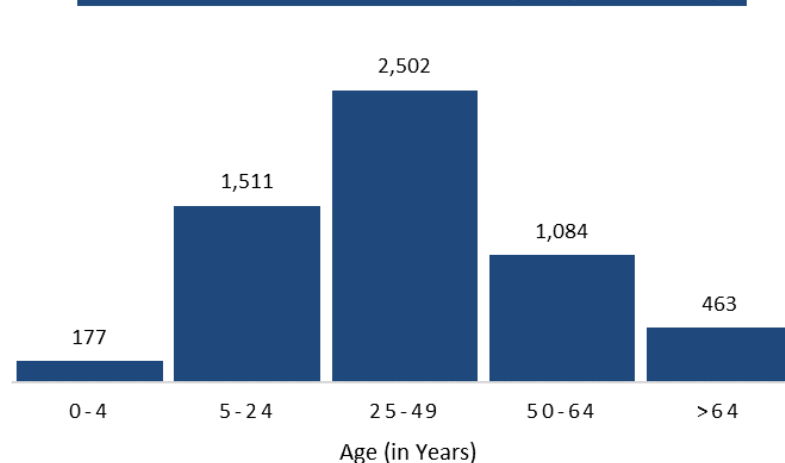
Confirmed COVID-19 Cases by Test Date in SBC



Cases in SBC by Race/Ethnicity<sup>‡</sup>



SBC COVID-19 Cases by Age Group



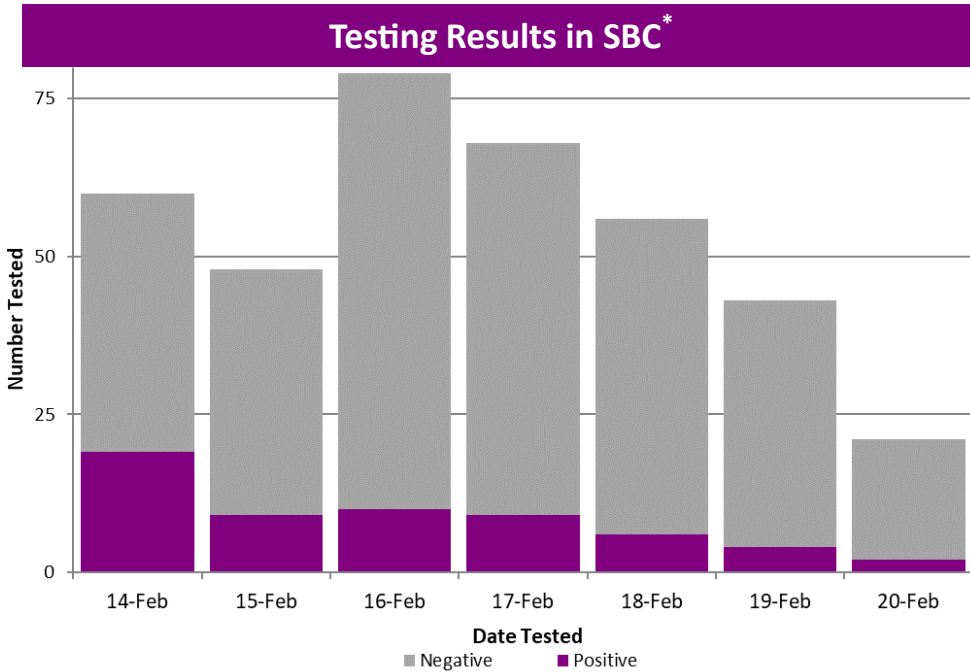


# San Benito County Public Health Services



## COVID-19 UPDATE: MARCH 8, 2021

This report is based on only available data; not all results have been received.



### SBC Positivity Rate\*

# 5.6%

**GOAL:** Less than 8% testing positive for 2 consecutive weeks.

### SBC New Cases\*

# 10.0

**GOAL:** Less than 7 daily new cases (per 100k) for 2 consecutive weeks.

\*Numbers may change as new information becomes available. Data shown for week 2/14/21 - 2/20/21.

### California Statewide Data

### Positivity Rate\*\*

# 3.7%

### New Cases\*\*

# 10.2

\*\* Data shown for week 2/14/21 - 2/20/21.



### California Blueprint for a Safer Economy

**TIER 1: WIDESPREAD**

- More than 7 daily new cases (per 100k).
- More than 8% positive tests.

**TIER 2: SUBSTANTIAL**

- 4-7 daily new cases (per 100k).
- 5-8% positive tests.

**TIER 3: MODERATE**

- 1-3.9 daily new cases (per 100k).
- 2-4.9% positive tests.

**TIER 4: MINIMAL**

- Less than 1 daily new cases (per 100k).
- Less than 2% positive tests.

County	San Benito	Santa Clara	Santa Cruz	Monterey	Merced
Total Confirmed COVID-19 Cases	5,738	111,814	14,863	42,404	29,557
Population	64,022	1,967,585	273,999	448,732	287,420
Adjusted Case Rate* (per 100K population)	10.0	5.8	6.5	10.1	16.5
Current Positivity Rate*	5.6%	2.1%	2.9%	4.6%	6.5%

\* Confirmed cases are updated daily (Monday-Friday). Rates are updated by CDPH.