



San Benito County Public Health Services



COVID-19 UPDATE: MARCH 4, 2021 Epidemiologic Week 9: 2/28/2021 - 3/6/2021

This report is based on only available data; not all results have been received.

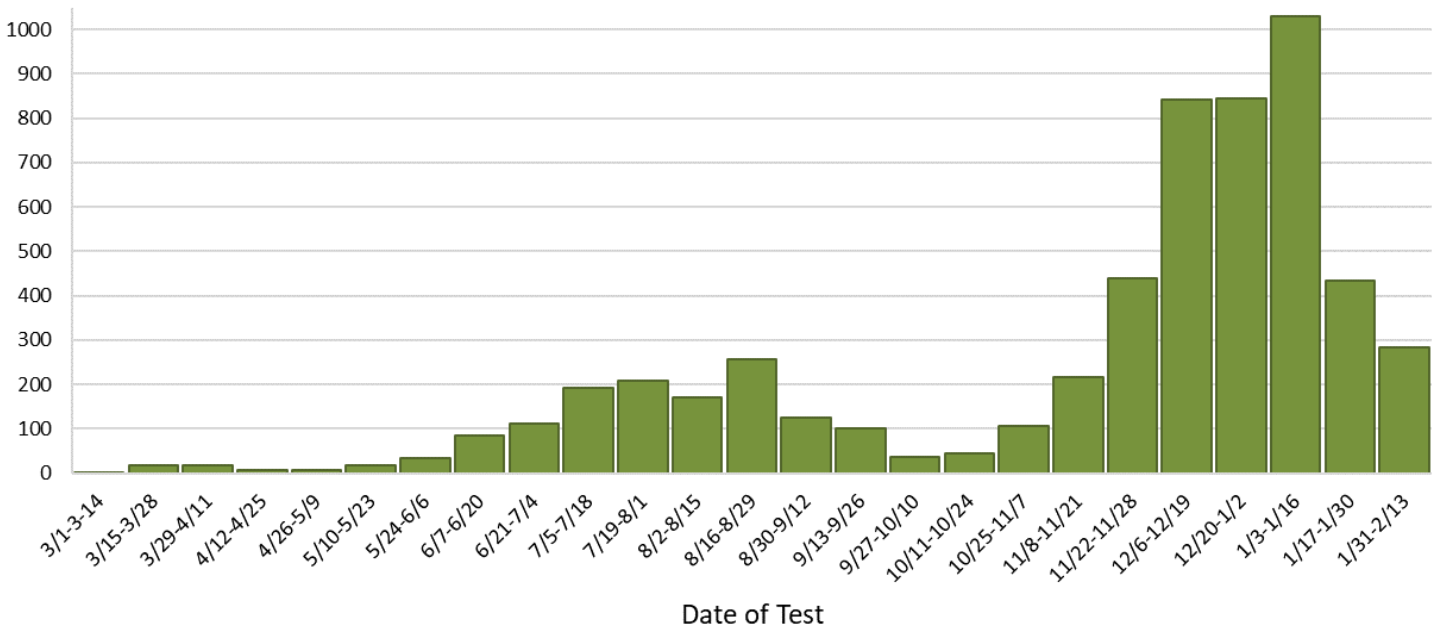
San Benito County (SBC) Public Health Services continues to work with medical providers to identify and test individuals who meet criteria for COVID-19 testing. As of March 4, 2021, thirteen new cases have been reported, for a total of 5,708 confirmed cases of COVID-19 in SBC. Confirmed cases include patients who have since recovered and those who are deceased. Fifty-three percent (3,024) of positive cases reported were female; ages ranged from 15 days to 101 years (median: 35 years). All results included in this update are current to March 4, 2021 at 3:00PM.

Total	Active	Recovered	Deaths
5,708	55	5,592	61
Negative Results		COVID-19 Required Hospitalizations	
27,486		231	

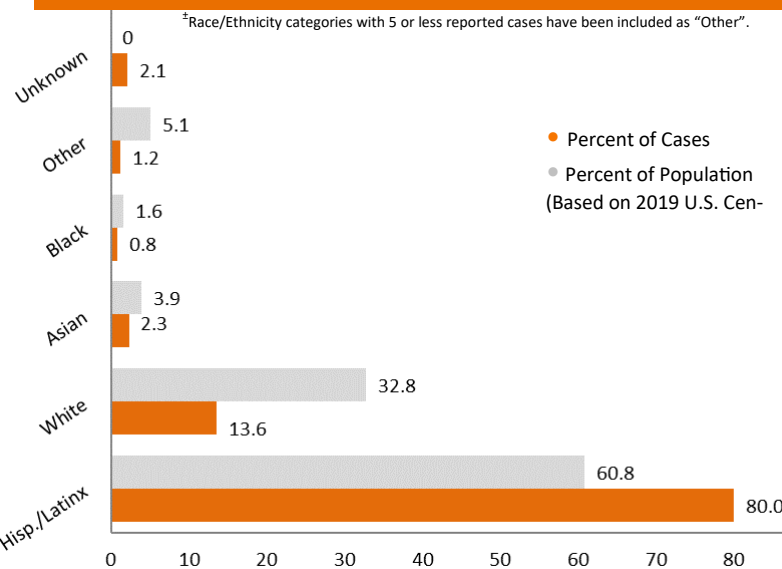
SBC Cases Likely Source of Exposure	
Classification	Cases
Travel-related	3%
Community Transmission	34%
Person-to-Person	63%

Community transmission occurs when the source of infection is unknown. **Person-to-person transmission** occurs when infection is spread through a confirmed contact. Person-to-person transmission typically occurs in close-contact environments, such as households or workplaces.

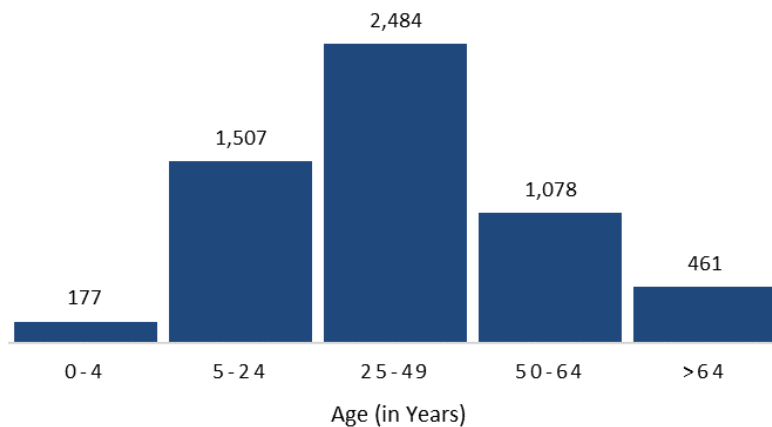
Confirmed COVID-19 Cases by Test Date in SBC



Cases in SBC by Race/Ethnicity[‡]



SBC COVID-19 Cases by Age Group



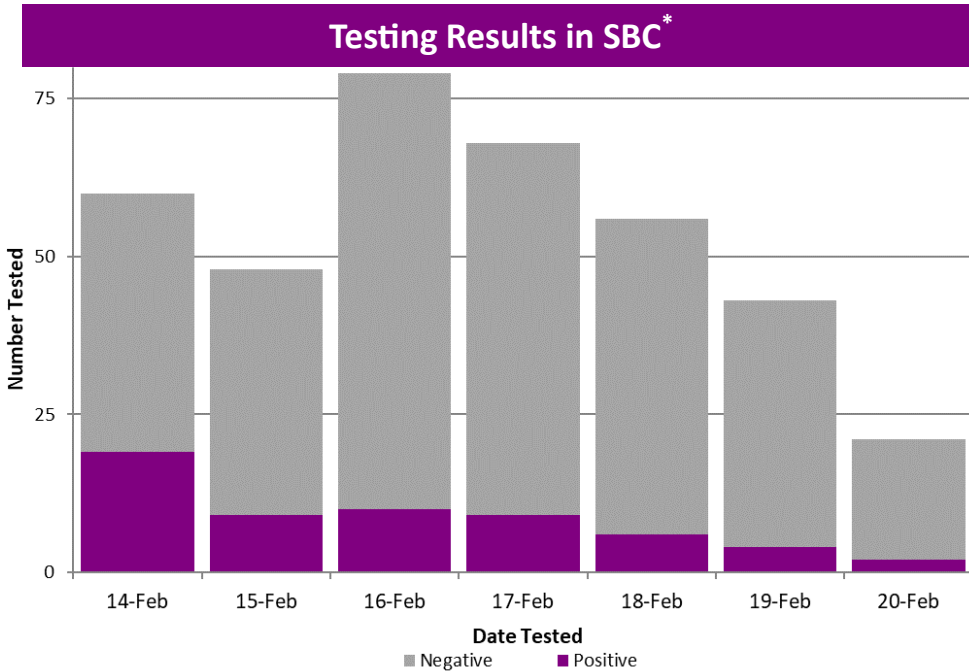


San Benito County Public Health Services



COVID-19 UPDATE: MARCH 4, 2021

This report is based on only available data; not all results have been received.



SBC Positivity Rate*

5.6%

GOAL: Less than 8% testing positive for 2 consecutive weeks.

SBC New Cases*

10.0

GOAL: Less than 7 daily new cases (per 100k) for 2 consecutive weeks.

*Numbers may change as new information becomes available. Data shown for week 2/14/21 - 2/20/21.

California Statewide Data

Positivity Rate**

3.7%

New Cases**

10.2

** Data shown for week 2/14/21 - 2/20/21.



California Blueprint for a Safer Economy

- TIER 1: WIDESPREAD**
 - More than 7 daily new cases (per 100k).
 - More than 8% positive tests.
- TIER 2: SUBSTANTIAL**
 - 4-7 daily new cases (per 100k).
 - 5-8% positive tests.
- TIER 3: MODERATE**
 - 1-3.9 daily new cases (per 100k).
 - 2-4.9% positive tests.
- TIER 4: MINIMAL**
 - Less than 1 daily new cases (per 100k).
 - Less than 2% positive tests.

County	San Benito	Santa Clara	Santa Cruz	Monterey	Merced
Total Confirmed COVID-19 Cases	5,708	111,076	14,760	42,362	29,264
Population	64,022	1,967,585	273,999	448,732	287,420
Adjusted Case Rate* (per 100K population)	10.0	5.8	6.5	10.1	16.5
Current Positivity Rate*	5.6%	2.1%	2.9%	4.6%	6.5%

* Confirmed cases are updated daily (Monday-Friday). Rates are updated by CDPH.