



San Benito County Public Health Services



COVID-19 UPDATE: MARCH 1, 2021 Epidemiologic Week 9: 2/28/2021 - 3/6/2021

This report is based on only available data; not all results have been received.

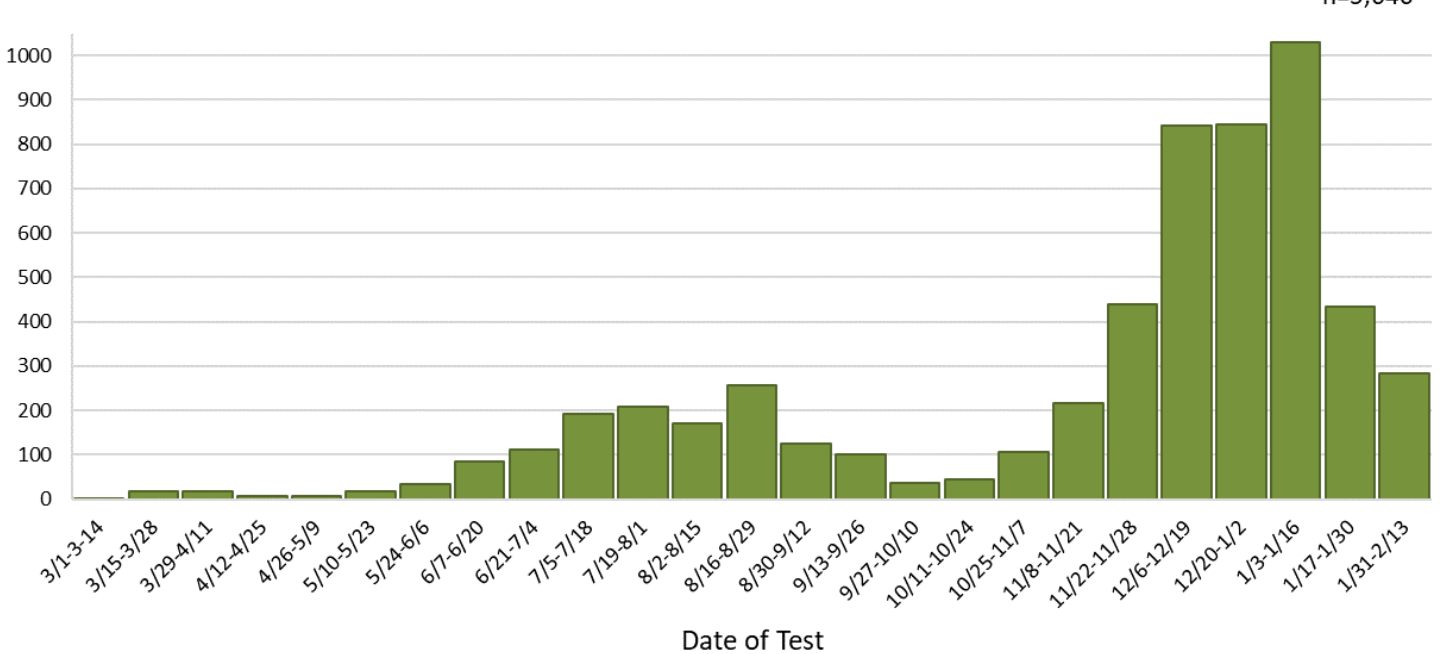
San Benito County (SBC) Public Health Services continues to work with medical providers to identify and test individuals who meet criteria for COVID-19 testing. As of March 1, 2021, no new cases have been reported, for a total of 5,678 confirmed cases of COVID-19 in SBC. Confirmed cases include patients who have since recovered and those who are deceased. Fifty-three percent (3,006) of positive cases reported were female; ages ranged from 15 days to 101 years (median: 35 years). All results included in this update are current to March 1, 2021 at 2:45PM.

Total	Active	Recovered	Deaths
5,678	50	5,567	61
Negative Results		COVID-19 Required Hospitalizations	
27,273		229	

SBC Cases Likely Source of Exposure	
Classification	Cases
Travel-related	3%
Community Transmission	34%
Person-to-Person	63%

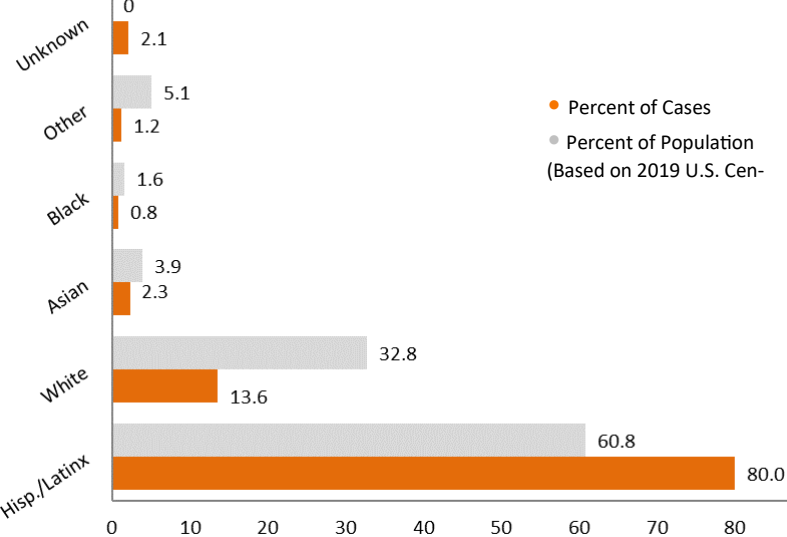
Community transmission occurs when the source of infection is unknown. **Person-to-person transmission** occurs when infection is spread through a confirmed contact. Person-to-person transmission typically occurs in close-contact environments, such as households or workplaces.

Confirmed COVID-19 Cases by Test Date in SBC

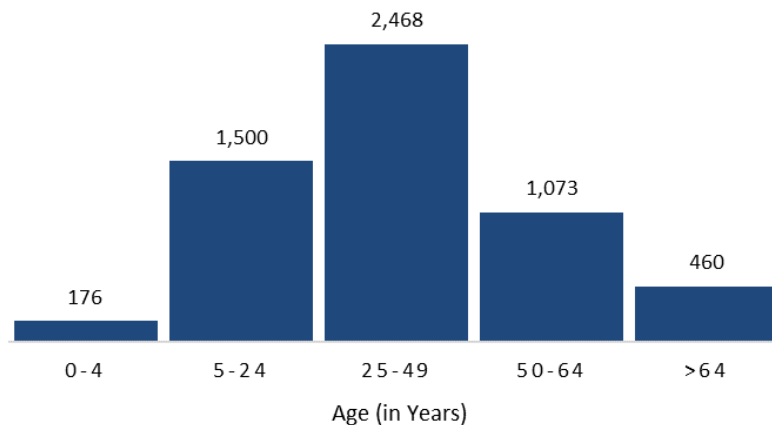


Cases in SBC by Race/Ethnicity[‡]

[‡]Race/Ethnicity categories with 5 or less reported cases have been included as "Other".



SBC COVID-19 Cases by Age Group





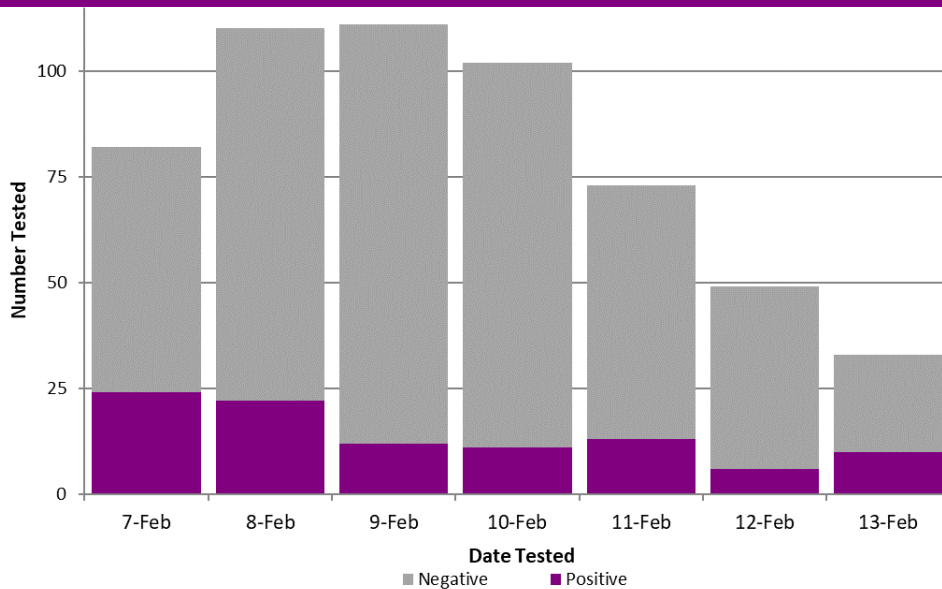
San Benito County Public Health Services



COVID-19 UPDATE: MARCH 1, 2021

This report is based on only available data; not all results have been received.

Testing Results in SBC*



SBC Positivity Rate*

5.4%

GOAL: Less than 8% testing positive for 2 consecutive weeks.

SBC New Cases*

17.2

GOAL: Less than 7 daily new cases (per 100k) for 2 consecutive weeks.

California Statewide Data

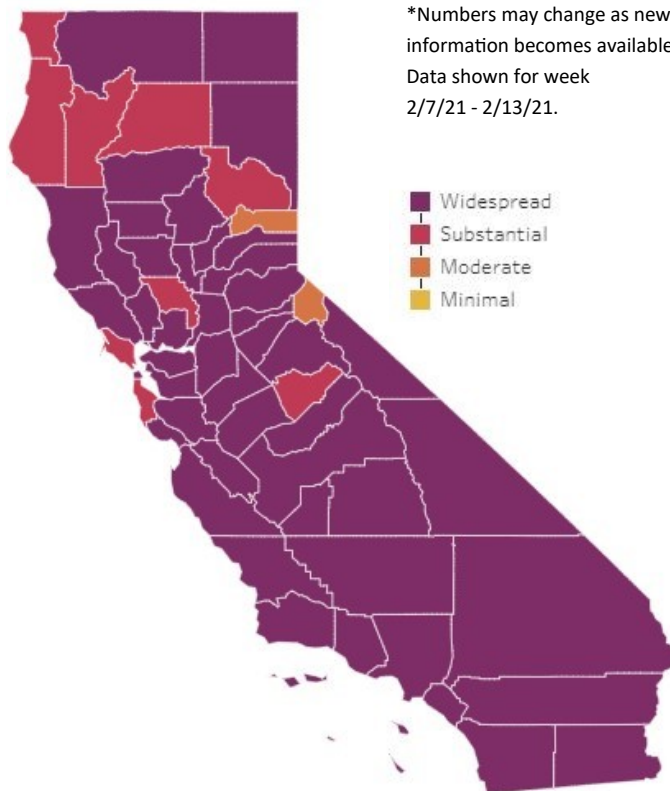
Positivity Rate**

4.8%

New Cases**

15.2

** Data shown for week 2/7/21 - 2/13/21.



California Blueprint for a Safer Economy

TIER 1: WIDESPREAD

- More than 7 daily new cases (per 100k).
- More than 8% positive tests.

TIER 2: SUBSTANTIAL

- 4-7 daily new cases (per 100k).
- 5-8% positive tests.

TIER 3: MODERATE

- 1-3.9 daily new cases (per 100k).
- 2-4.9% positive tests.

TIER 4: MINIMAL

- Less than 1 daily new cases (per 100k).
- Less than 2% positive tests.

County	San Benito	Santa Clara	Santa Cruz	Monterey	Merced
Total Confirmed COVID-19 Cases	5,678	110,621	14,671	42,261	28,971
Population	64,022	1,967,585	273,999	448,732	287,420
Adjusted Case Rate* (per 100K population)	17.2	6.7	8.6	18.4	19.5
Current Positivity Rate*	5.4%	2.4%	2.9%	6.6%	6.0%

* Confirmed cases are updated daily (Monday-Friday). Rates are updated by CDPH.