



San Benito County Public Health Services

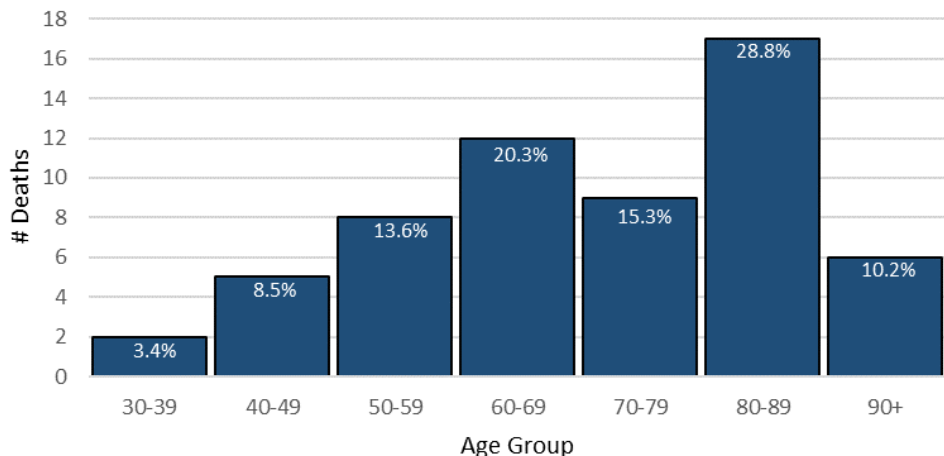
Severe COVID-19 Case Report

FEBRUARY 25, 2021

This report is based only on available data; not all results have been received.



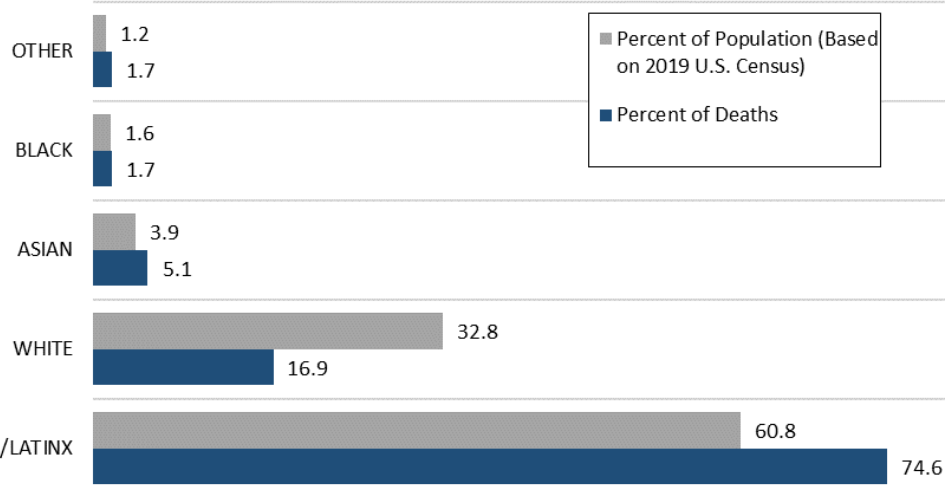
COVID-19 Related Deaths by Age Group



The data in this report displays information on demographics of COVID-19 related deaths and severe cases, including age, gender, race/ethnicity, and underlying health conditions. Providing detailed demographic breakdowns enables local health jurisdictions to determine appropriate actions to better prevent, control, and slow the spread of COVID-19. Deaths considered COVID-19 related are based on cause of death listed on the death certificate. The most recent deaths reported were two Hispanic females, 86 and 72 years old, with one and three underlying health conditions, respectively.

Total COVID-19 Related Deaths <h1>59</h1>	71% deaths male (n=42)	Age range: 38-101 years Average age: 70.9 years
	29% deaths female (n=17)	

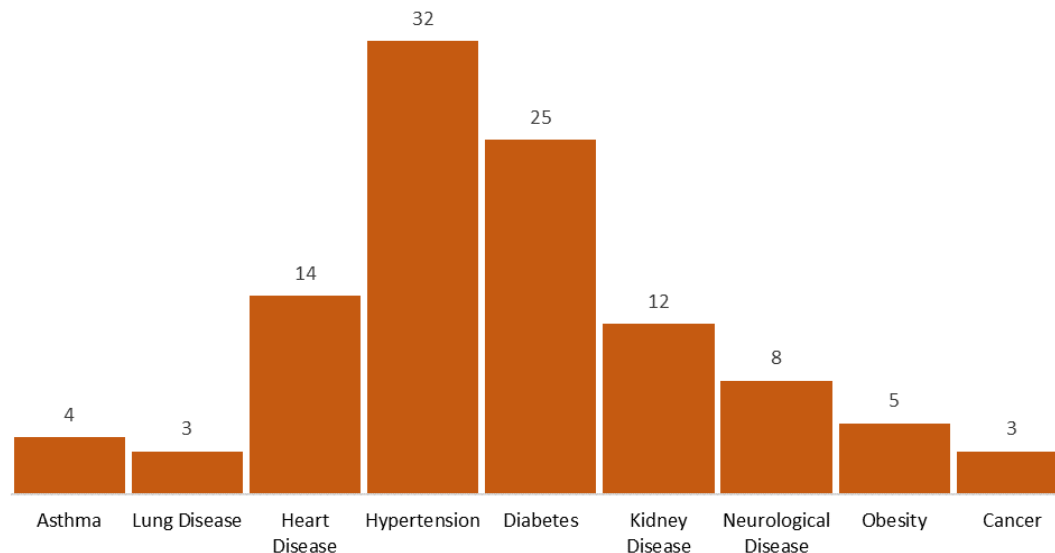
COVID-19 Related Deaths in SBC by Race/Ethnicity



Number of Underlying Health Conditions in COVID-19 Related Deaths

# Conditions	None	1	2	3 or more
# of Deaths (%)	6 (10.2%)	22 (37.3%)	13 (22.0%)	18 (30.5%)

Underlying Health Conditions Among COVID-19 Related Deaths



COVID-19 Required Hospitalization Data

Hospitalizations	Pneumonia	Requiring a Ventilator	Admitted to ICU
226 Cases	43.4%	13.3%	26.6%
Average Length of Stay for All Hospitalizations		Average Length of Stay for ICU	
8.2 Days (Range: 0-48 Days)		13.9 Days (Range: 0-48 Days)	