



San Benito County Public Health Services



COVID-19 UPDATE: FEBRUARY 9, 2021 Epidemiologic Week 6: 2/7/2021 - 2/13/2021

This report is based on only available data; not all results have been received.

San Benito County (SBC) Public Health Services continues to work with medical providers to identify and test individuals who meet criteria for COVID-19 testing. As of February 9, 2021, thirty-one new cases have been reported, for a total of 5,501 confirmed cases of COVID-19 in SBC. Confirmed cases include patients who have since recovered and those who are deceased. Fifty-three percent (2,914) of positive cases reported were female; ages ranged from 15 days to 101 years (median: 35 years).

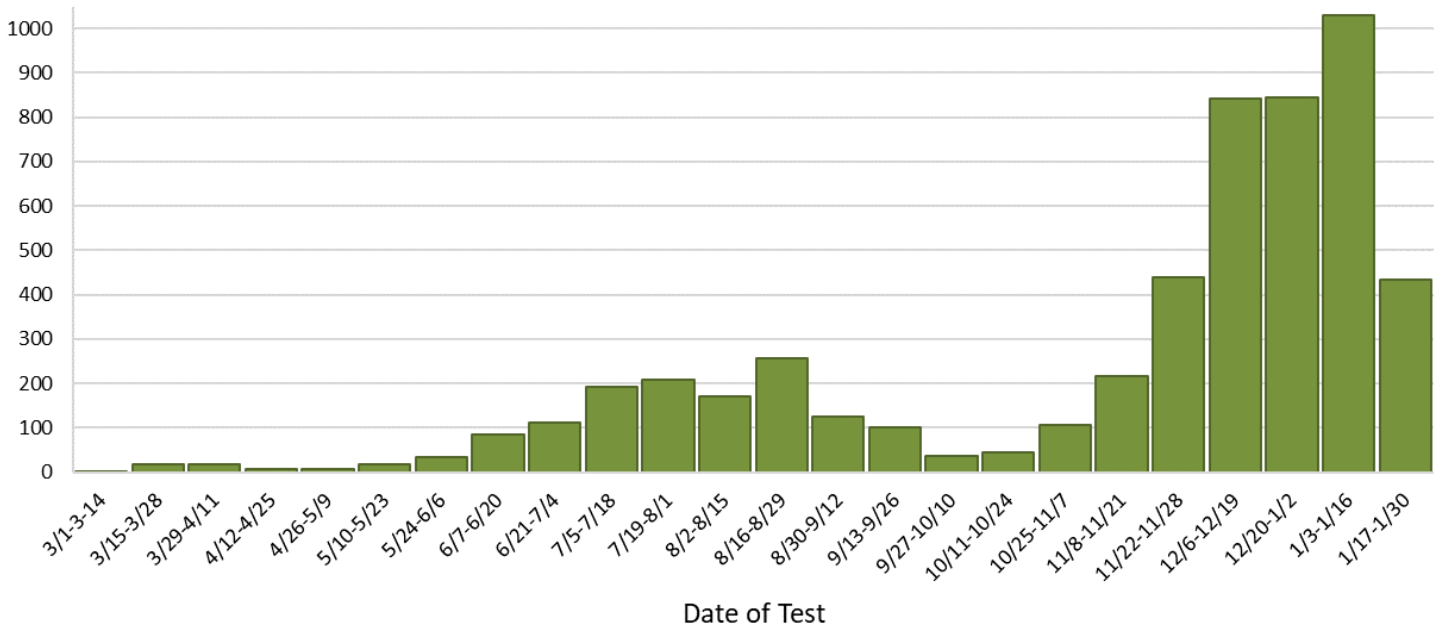
All results included in this update are current to February 9, 2021 at 3:30PM.

Total	Active	Recovered	Deaths
5,501	151	5,293	57
Negative Results		COVID-19 Required Hospitalizations	
26,188		217	

SBC Cases Likely Source of Exposure	
Classification	Cases
Travel-related	3%
Community Transmission	34%
Person-to-Person	63%

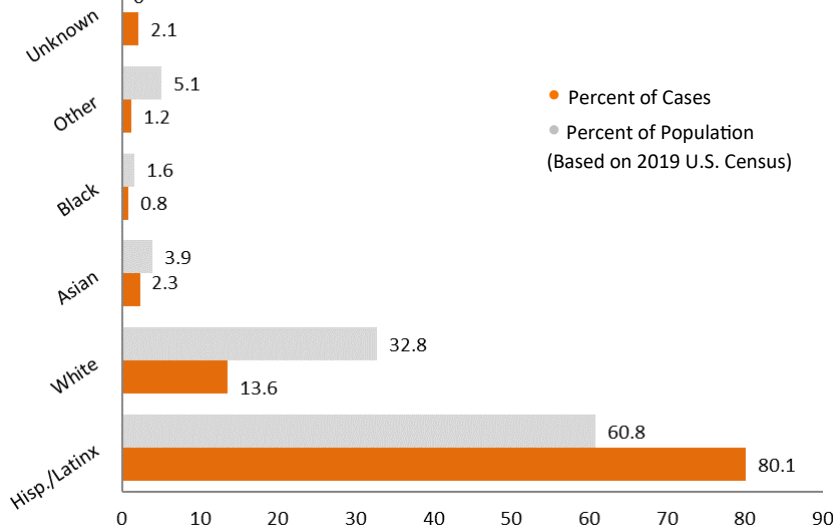
Community transmission occurs when the source of infection is unknown. **Person-to-person transmission** occurs when infection is spread through a confirmed contact. Person-to-person transmission typically occurs in close-contact environments, such as households or workplaces.

Confirmed COVID-19 Cases by Test Date in SBC

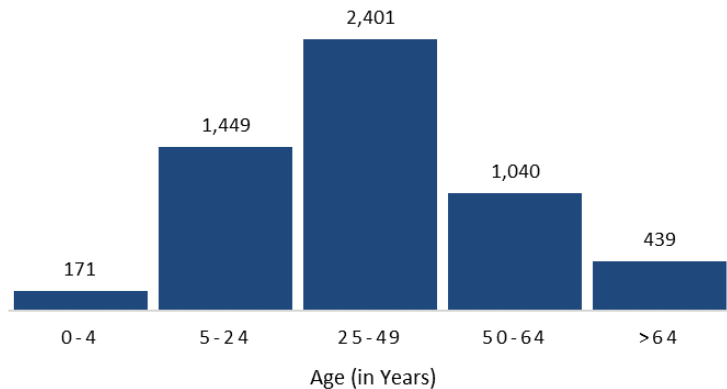


Cases in SBC by Race/Ethnicity[‡]

[‡]Race/Ethnicity categories with 5 or less reported cases have been included as "Other".



SBC COVID-19 Cases by Age Group



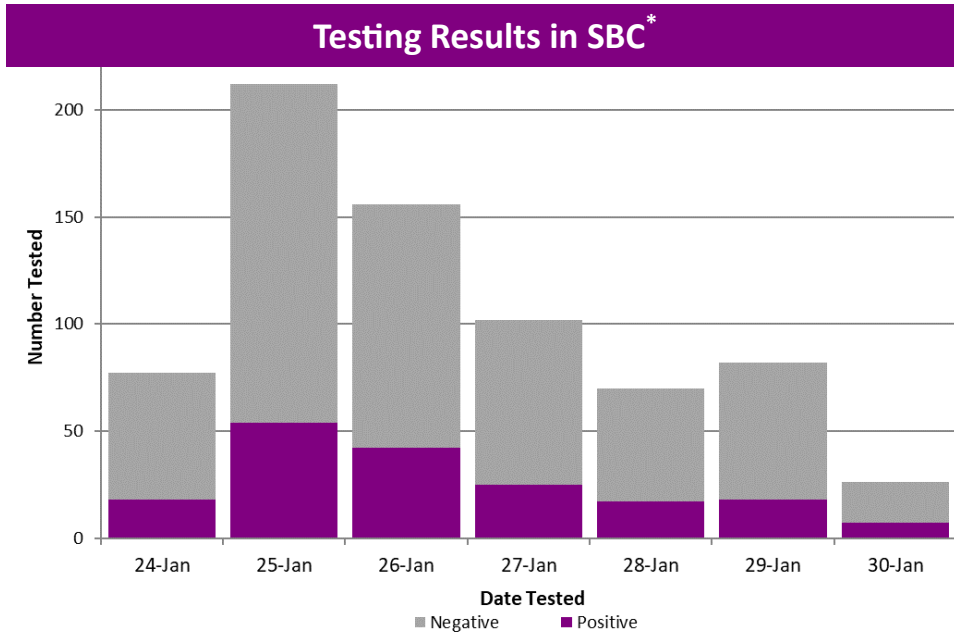


San Benito County Public Health Services



COVID-19 UPDATE: FEBRUARY 9, 2021

This report is based on only available data; not all results have been received.



SBC Positivity Rate*

9.0%

GOAL: Less than 8% testing positive for 2 consecutive weeks.

SBC New Cases*

36.1

GOAL: Less than 7 daily new cases (per 100k) for 2 consecutive weeks.

California Statewide Data

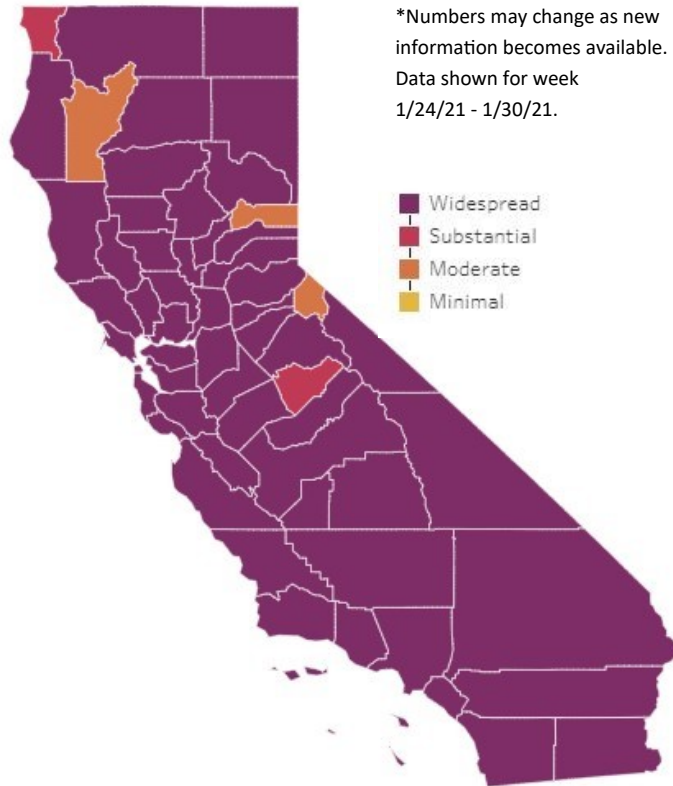
Positivity Rate**

8.5%

New Cases**

33.1

** Data shown for week 1/24/21 - 1/30/21.



California Blueprint for a Safer Economy

TIER 1: WIDESPREAD

- More than 7 daily new cases (per 100k).
- More than 8% positive tests.

TIER 2: SUBSTANTIAL

- 4-7 daily new cases (per 100k).
- 5-8% positive tests.

TIER 3: MODERATE

- 1-3.9 daily new cases (per 100k).
- 2-4.9% positive tests.

TIER 4: MINIMAL

- Less than 1 daily new cases (per 100k).
- Less than 2% positive tests.

County	San Benito	Santa Clara	Santa Cruz	Monterey	Merced
Total Confirmed COVID-19 Cases	5,501	105,386	14,055	40,908	27,509
Population	64,022	1,967,585	273,999	448,732	287,420
Adjusted Case Rate* (per 100K population)	36.1	15.9	18.8	38.9	41.8
Current Positivity Rate*	9.0%	4.0%	4.9%	11.1%	9.9%

* Confirmed cases are updated daily (Monday-Friday). Rates are updated by CDPH.