



San Benito County Public Health Services

COVID-19 UPDATE: FEBRUARY 5, 2021

Epidemiologic Week 5: 1/31/2021 - 2/6/2021

This report is based on only available data; not all results have been received.



San Benito County (SBC) Public Health Services continues to work with medical providers to identify and test individuals who meet criteria for COVID-19 testing. As of February 5, 2021, thirteen new cases have been reported, for a total of 5,418 confirmed cases of COVID-19 in SBC. Confirmed cases include patients who have since recovered and those who are deceased. Fifty-three percent (2,869) of positive cases reported were female; ages ranged from 15 days to 101 years (median: 35 years).

All results included in this update are current to February 5, 2021 at 3:30PM.

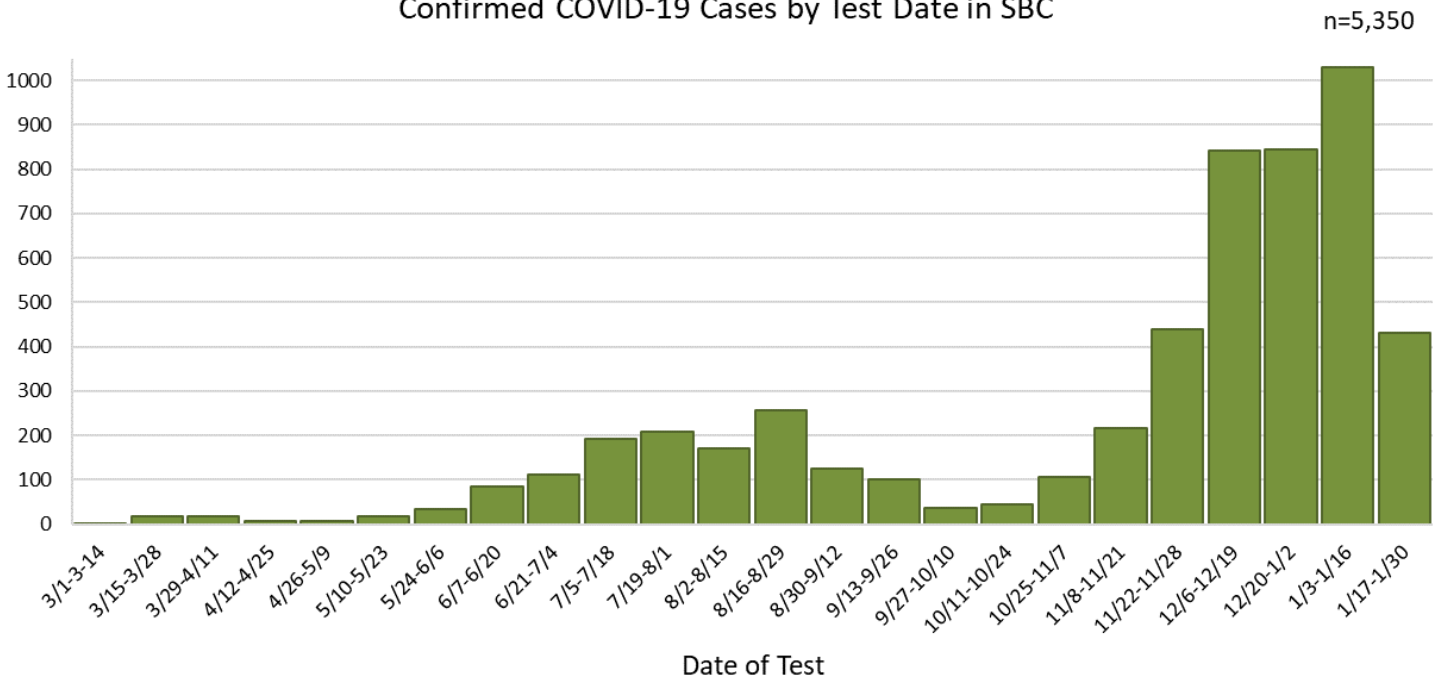
Total	Active	Recovered	Deaths
5,418	169	5,194	55
Negative Results		COVID-19 Required Hospitalizations	
25,967		212	

SBC Cases Likely Source of Exposure	
Classification	Cases
Travel-related	3%
Community Transmission	34%
Person-to-Person	63%

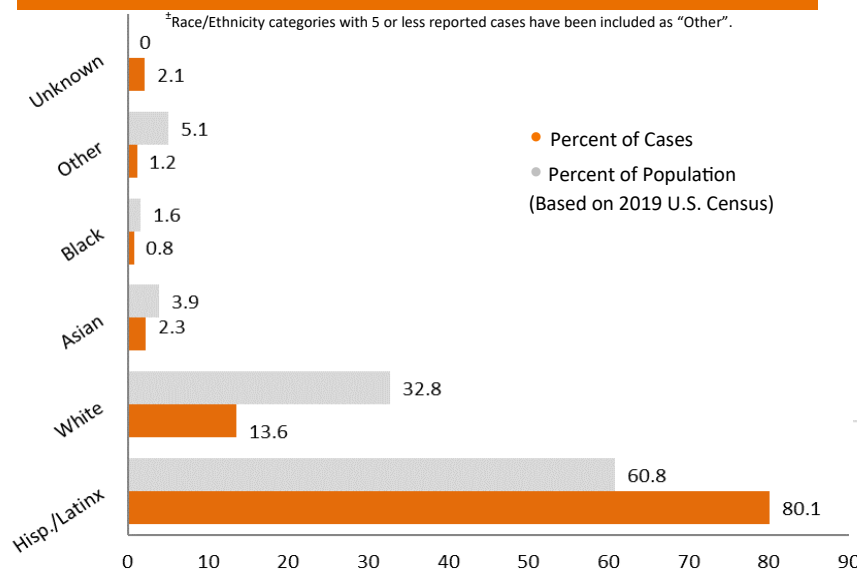
Community transmission occurs when the source of infection is unknown.

Person-to-person transmission occurs when infection is spread through a confirmed contact. Person-to-person transmission typically occurs in close-contact environments, such as households or workplaces.

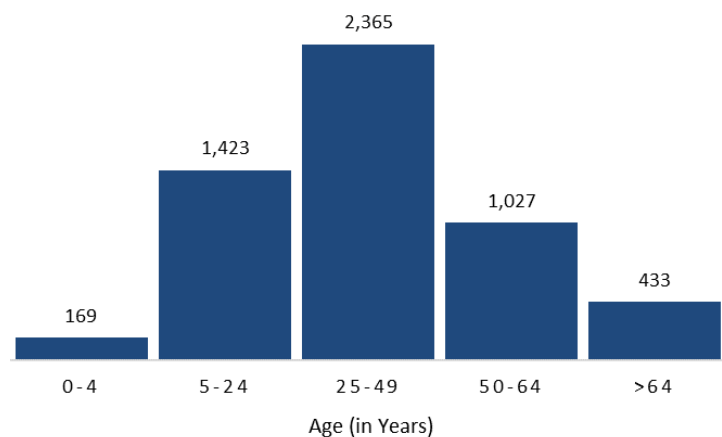
Confirmed COVID-19 Cases by Test Date in SBC



Cases in SBC by Race/Ethnicity[‡]



SBC COVID-19 Cases by Age Group





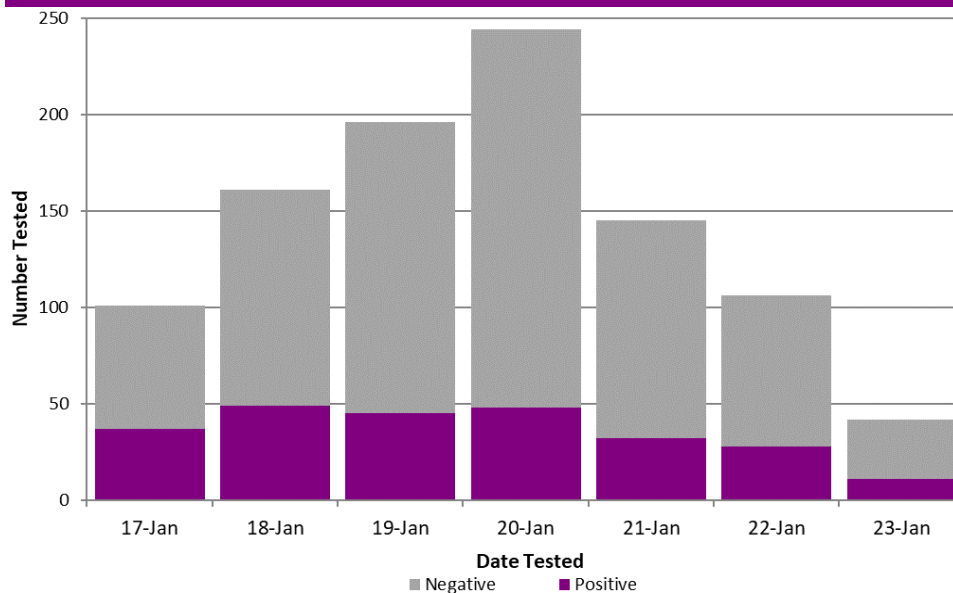
San Benito County Public Health Services



COVID-19 UPDATE: FEBRUARY 5, 2021

This report is based on only available data; not all results have been received.

Testing Results in SBC*



SBC Positivity Rate*

10.4%

GOAL: Less than 8% testing positive for 2 consecutive weeks.

SBC New Cases*

53.1

GOAL: Less than 7 daily new cases (per 100k) for 2 consecutive weeks.

California Statewide Data

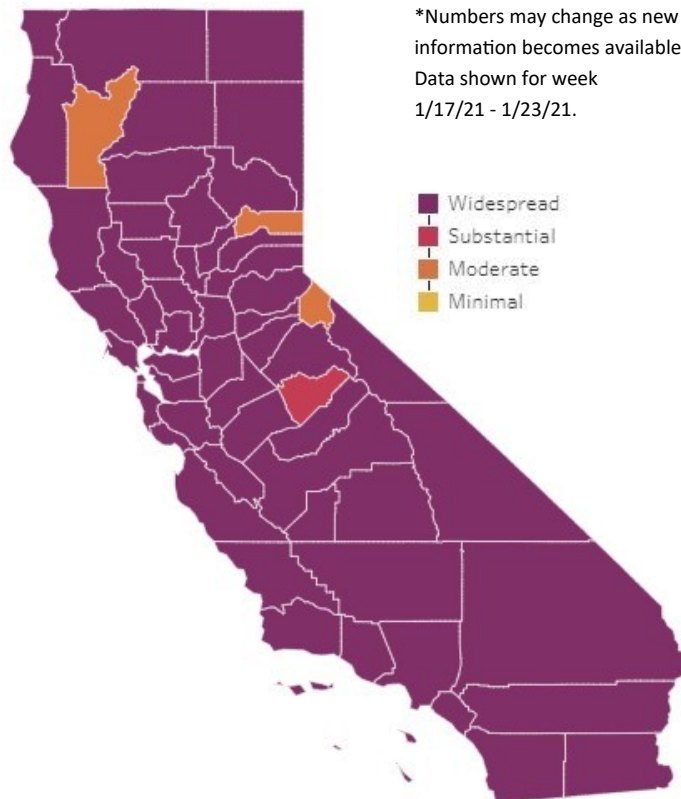
Positivity Rate**

10.0%

New Cases**

47.7

** Data shown for week 1/17/21 - 1/23/21.



California Blueprint for a Safer Economy

TIER 1: WIDESPREAD

- More than 7 daily new cases (per 100k).
- More than 8% positive tests.

TIER 2: SUBSTANTIAL

- 4-7 daily new cases (per 100k).
- 5-8% positive tests.

TIER 3: MODERATE

- 1-3.9 daily new cases (per 100k).
- 2-4.9% positive tests.

TIER 4: MINIMAL

- Less than 1 daily new cases (per 100k).
- Less than 2% positive tests.

County	San Benito	Santa Clara	Santa Cruz	Monterey	Merced
Total Confirmed COVID-19 Cases	5,418	104,076	13,790	40,463	27,134
Population	64,022	1,967,585	273,999	448,732	287,420
Adjusted Case Rate* (per 100K population)	53.1	21.5	24.4	52.3	47.2
Current Positivity Rate*	10.4%	4.9%	5.6%	13.3%	11.0%

* Confirmed cases are updated daily (Monday-Friday). Rates are updated by CDPH.