



# San Benito County Public Health Services

## COVID-19 UPDATE: JANUARY 29, 2021 Epidemiologic Week 4: 1/24/2021 - 1/30/2021



This report is based on only available data; not all results have been received.

San Benito County (SBC) Public Health Services continues to work with medical providers to identify and test individuals who meet criteria for COVID-19 testing. As of January 29, 2021, twenty-one new cases have been reported, for a total of 5,300 confirmed cases of COVID-19 in SBC. Confirmed cases include patients who have since recovered and those who are deceased. Fifty-three percent (2,814) of positive cases reported were female; ages ranged from 15 days to 101 years (median: 35 years).

All results included in this update are current to January 29, 2021 at 4:30PM.

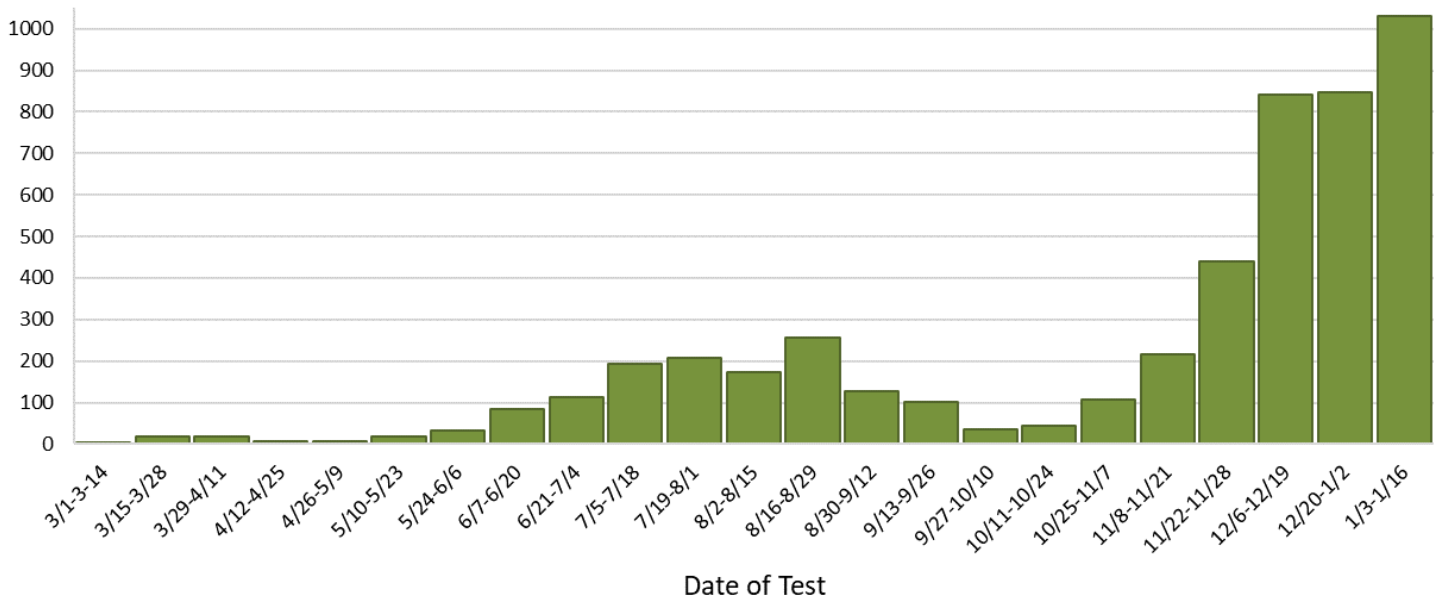
Total	Active	Recovered	Deaths
5,300	305	4,943	52
Negative Results		COVID-19 Required Hospitalizations	
25,507		203	

SBC Cases Likely Source of Exposure	
Classification	Cases
Travel-related	3%
Community Transmission	34%
Person-to-Person	63%

**Community transmission** occurs when the source of infection is unknown.

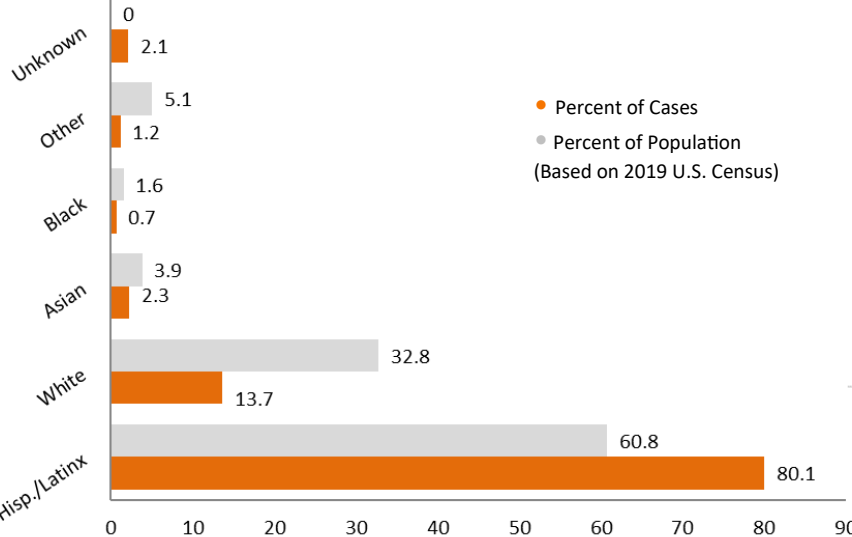
**Person-to-person transmission** occurs when infection is spread through a confirmed contact. Person-to-person transmission typically occurs in close-contact environments, such as households or workplaces.

Confirmed COVID-19 Cases by Test Date in SBC

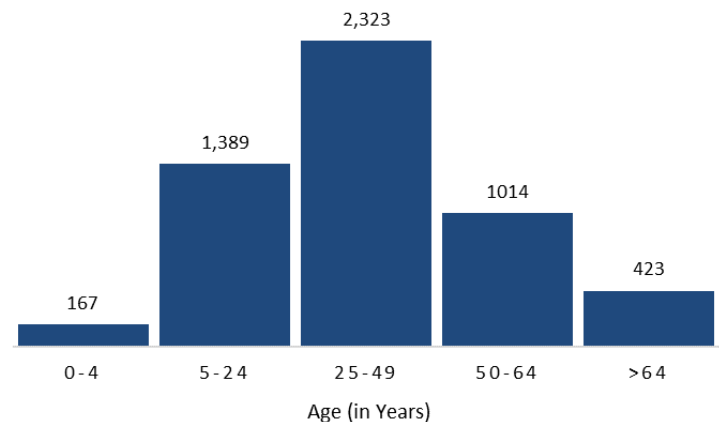


Cases in SBC by Race/Ethnicity<sup>‡</sup>

<sup>‡</sup>Race/Ethnicity categories with 5 or less reported cases have been included as "Other".



SBC COVID-19 Cases by Age Group





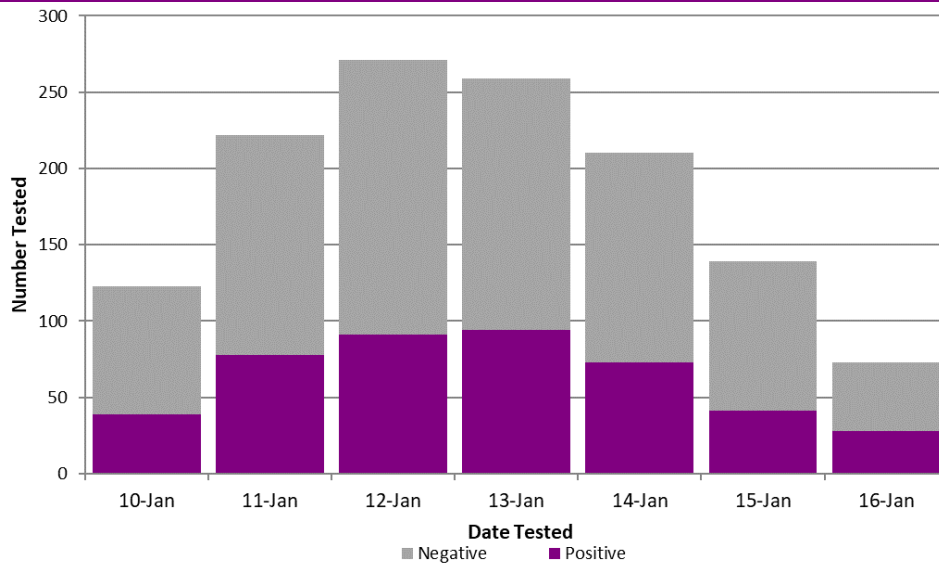
# San Benito County Public Health Services



## COVID-19 UPDATE: JANUARY 29, 2021

This report is based on only available data; not all results have been received.

### Testing Results in SBC\*



### SBC Positivity Rate\*

**15.7%**

**GOAL:** Less than 8% testing positive for 2 consecutive weeks.

### SBC New Cases\*

**92.2**

**GOAL:** Less than 7 daily new cases (per 100k) for 2 consecutive weeks.

### California Statewide Data

#### Positivity Rate\*\*

**12.4%**

#### New Cases\*\*

**71.6**

\*\* Data shown for week 1/10/21 - 1/16/21.



### California Blueprint for a Safer Economy

#### TIER 1: WIDESPREAD

- More than 7 daily new cases (per 100k).
- More than 8% positive tests.

#### TIER 2: SUBSTANTIAL

- 4-7 daily new cases (per 100k).
- 5-8% positive tests.

#### TIER 3: MODERATE

- 1-3.9 daily new cases (per 100k).
- 2-4.9% positive tests.

#### TIER 4: MINIMAL

- Less than 1 daily new cases (per 100k).
- Less than 2% positive tests.

County	San Benito	Santa Clara	Santa Cruz	Monterey	Merced
Total Confirmed COVID-19 Cases	5,300	100,468	13,321	39,040	26,230
Population	64,022	1,967,585	273,999	448,732	287,420
Adjusted Case Rate* (per 100K population)	92.2	22.8	28.3	66.6	60.5
Current Positivity Rate*	15.7%	6.6%	7.8%	16.1%	13.6%

\* Confirmed cases are updated daily (Monday-Friday). Rates are updated by CDPH.