



San Benito County Public Health Services



COVID-19 UPDATE: JANUARY 22, 2021 Epidemiologic Week 3: 1/17/2021 - 1/23/2021

This report is based on only available data; not all results have been received.

San Benito County (SBC) Public Health Services continues to work with medical providers to identify and test individuals who meet criteria for COVID-19 testing. As of January 22, 2021, fifty-nine new cases have been reported, for a total of 5,101 confirmed cases of COVID-19 in SBC. Confirmed cases include patients who have since recovered and those who are deceased. Fifty-three percent (2,713) of positive cases reported were female; ages ranged from 15 days to 101 years (median: 35 years).

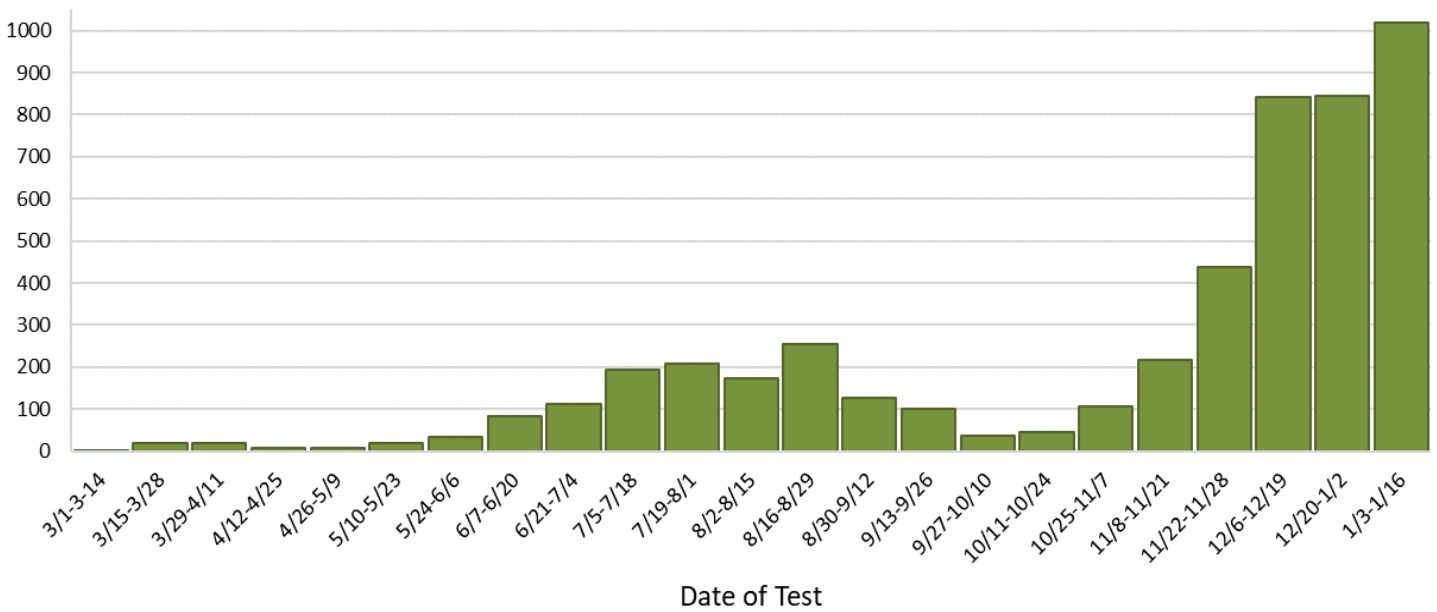
All results included in this update are current to January 22, 2021 at 3:00PM.

Total	Active	Recovered	Deaths
5,101	509	4,544	48
Negative Results		COVID-19 Required Hospitalizations	
24,783		196	

SBC Cases Likely Source of Exposure	
Classification	Cases
Travel-related	3%
Community Transmission	34%
Person-to-Person	63%

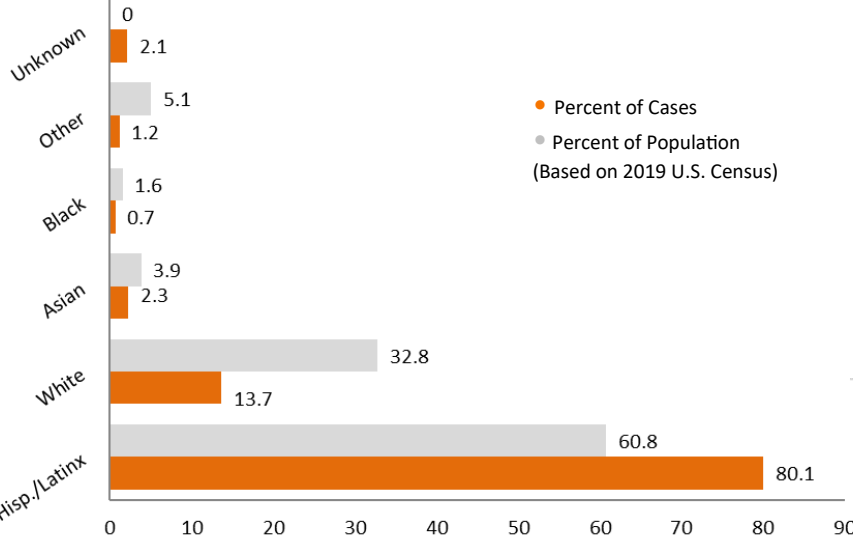
Community transmission occurs when the source of infection is unknown. **Person-to-person transmission** occurs when infection is spread through a confirmed contact. Person-to-person transmission typically occurs in close-contact environments, such as households or workplaces.

Confirmed COVID-19 Cases by Test Date in SBC

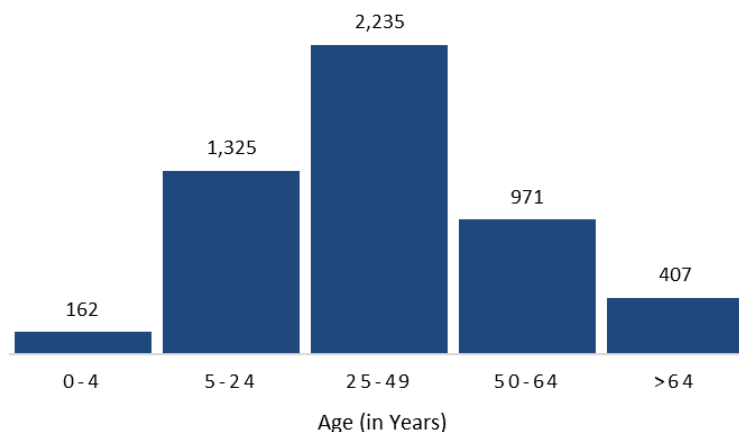


Cases in SBC by Race/Ethnicity[‡]

[‡]Race/Ethnicity categories with 5 or less reported cases have been included as "Other".



SBC COVID-19 Cases by Age Group





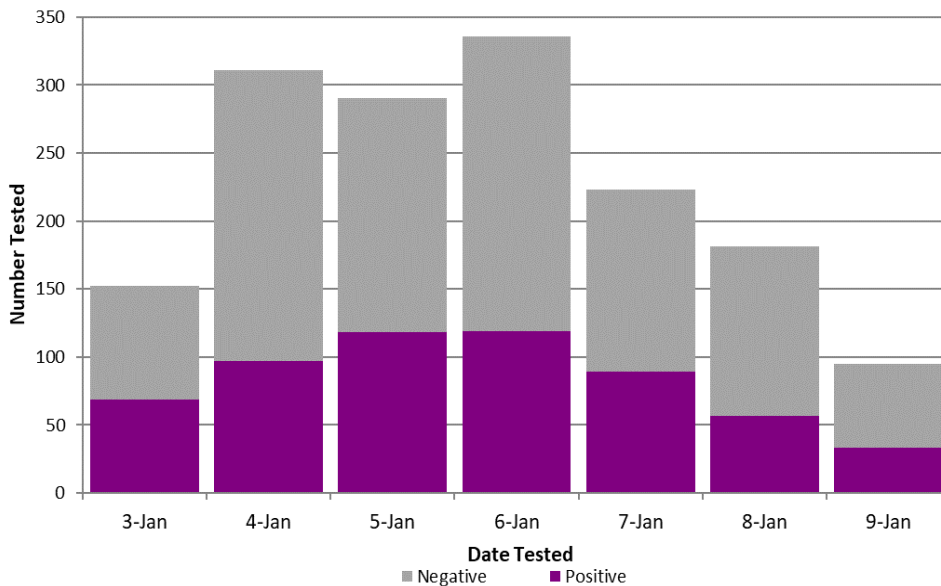
San Benito County Public Health Services



COVID-19 UPDATE: JANUARY 22, 2021

This report is based on only available data; not all results have been received.

Testing Results in SBC*



SBC Positivity Rate*

17.4%

GOAL: Less than 5% testing positive for 2 consecutive weeks.

SBC New Cases*

126.1

GOAL: Less than 7 daily new cases (per 100k) for 2 consecutive weeks.

*Numbers may change as new information becomes available. Data shown for week 1/3/21-1/9/21.

California Statewide Data

Positivity Rate**

15.2%

New Cases**

105.4

** Data shown for week 1/3/21-1/9/21.



California Blueprint for a Safer Economy

TIER 1: WIDESPREAD

- More than 7 daily new cases (per 100k).
- More than 8% positive tests.

TIER 2: SUBSTANTIAL

- 4-7 daily new cases (per 100k).
- 5-8% positive tests.

TIER 3: MODERATE

- 1-3.9 daily new cases (per 100k).
- 2-4.9% positive tests.

TIER 4: MINIMAL

- Less than 1 daily new cases (per 100k).
- Less than 2% positive tests.

County	San Benito	Santa Clara	Santa Cruz	Monterey	Merced
Total Confirmed COVID-19 Cases	5,101	96,340	12,649	36,950	25,048
Population	64,022	1,967,585	273,999	448,732	287,420
Adjusted Case Rate* (per 100K population)	126.1	33.6	39.3	80.3	77.3
Current Positivity Rate*	17.4%	8.5%	10.3%	18.6%	15.3%

* Confirmed cases are updated daily (Monday-Friday). Rates are updated by CDPH.