



San Benito County Public Health Services



COVID-19 UPDATE: JANUARY 15, 2021 Epidemiologic Week 2: 1/10/2021 - 1/16/2021

This report is based on only available data; not all results have been received.

San Benito County (SBC) Public Health Services continues to work with medical providers to identify and test individuals who meet criteria for COVID-19 testing. As of January 15, 2021, eighty new cases have been reported, for a total of 4,778 confirmed cases of COVID-19 in SBC. Confirmed cases include patients who have since recovered and those who are deceased. Fifty-three percent (2,545) of positive cases reported were female; ages ranged from 15 days to 101 years (median: 35 years).

All results included in this update are current to January 15, 2021 at 3:00PM.

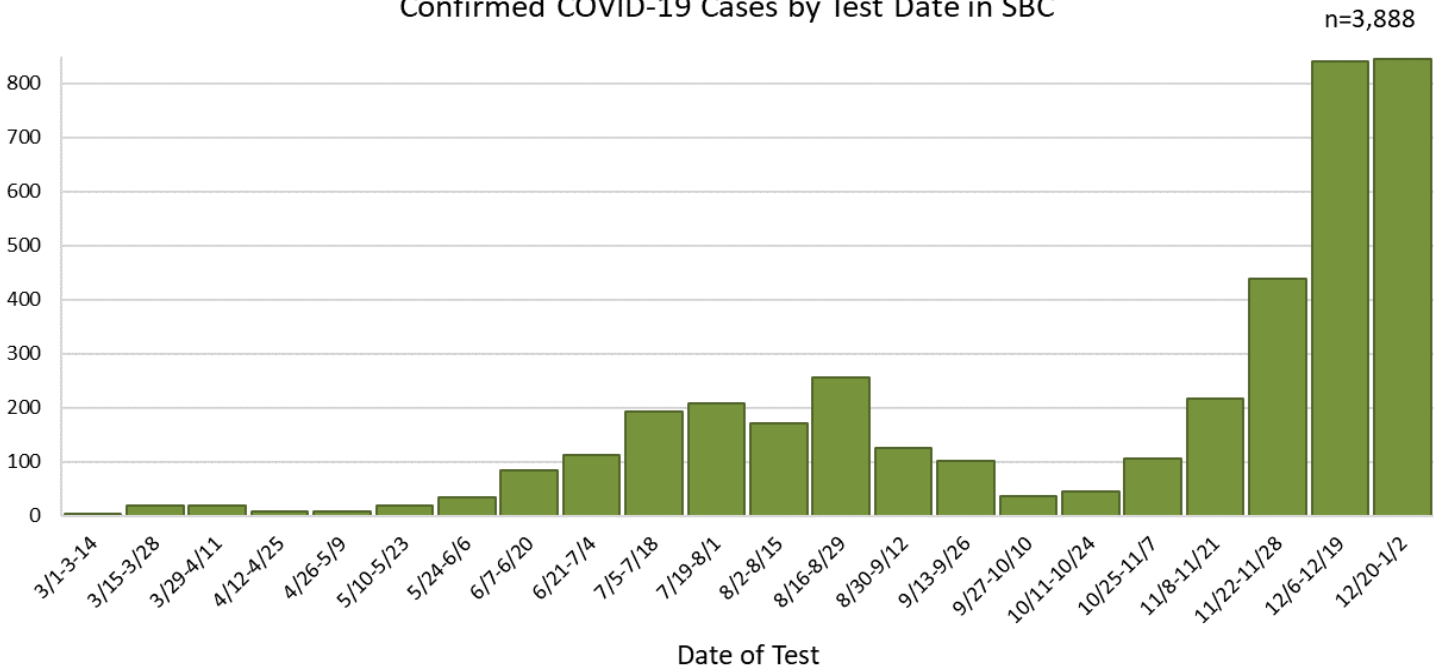
| Total | Active | Recovered | Deaths |
|------------------|--------|------------------------------------|--------|
| 4,778 | 720 | 4,016 | 42 |
| Negative Results | | COVID-19 Required Hospitalizations | |
| 23,992 | | 184 | |

| SBC Cases Likely Source of Exposure | |
|-------------------------------------|-------|
| Classification | Cases |
| Travel-related | 3% |
| Community Transmission | 34% |
| Person-to-Person | 63% |

Community transmission occurs when the source of infection is unknown.

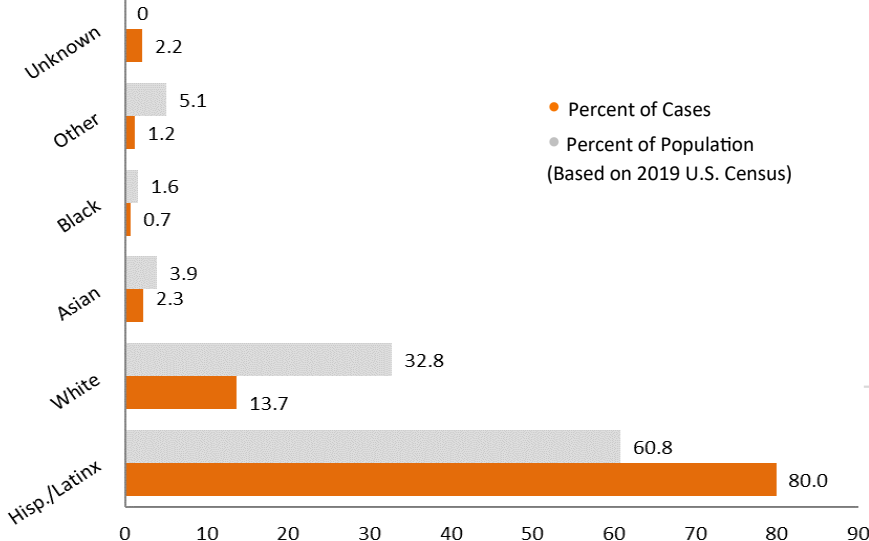
Person-to-person transmission occurs when infection is spread through a confirmed contact. Person-to-person transmission typically occurs in close-contact environments, such as households or workplaces.

Confirmed COVID-19 Cases by Test Date in SBC

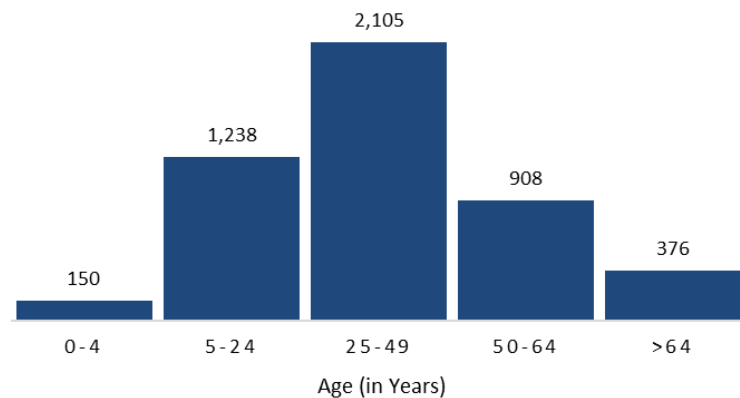


Cases in SBC by Race/Ethnicity[‡]

[‡]Race/Ethnicity categories with 5 or less reported cases have been included as "Other".



SBC COVID-19 Cases by Age Group





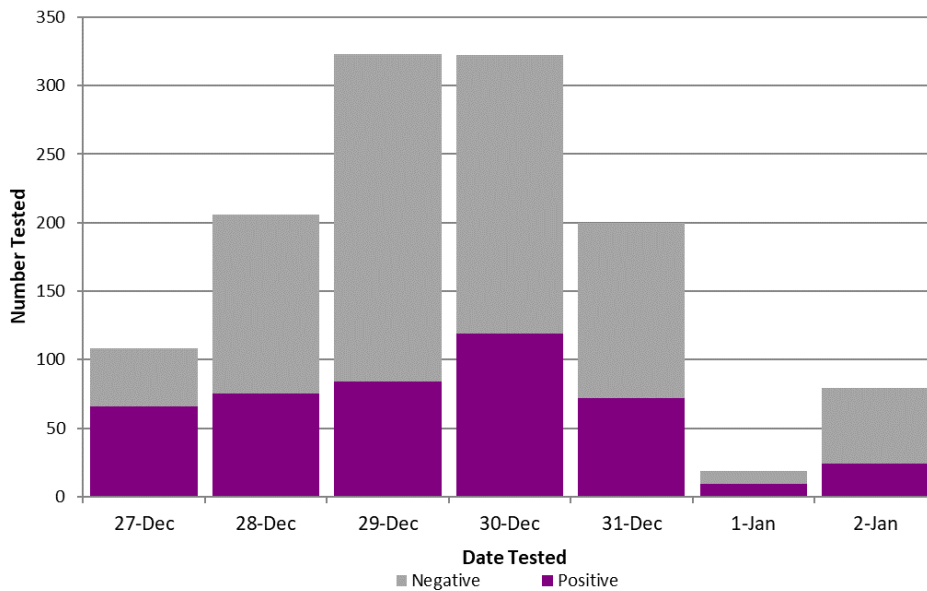
San Benito County Public Health Services



COVID-19 UPDATE: JANUARY 15, 2021

This report is based on only available data; not all results have been received.

Testing Results in SBC*



SBC Positivity Rate*

16.3%

GOAL: Less than 5% testing positive for 2 consecutive weeks.

SBC New Cases*

95.9

GOAL: Less than 7 daily new cases (per 100k) for 2 consecutive weeks.

California Statewide Data

Positivity Rate**

17.6%

New Cases**

91.7

** Data shown for week 12/27/20-1/2/21.



California Blueprint for a Safer Economy

TIER 1: WIDESPREAD

- More than 7 daily new cases (per 100k).
- More than 8% positive tests.

TIER 2: SUBSTANTIAL

- 4-7 daily new cases (per 100k).
- 5-8% positive tests.

TIER 3: MODERATE

- 1-3.9 daily new cases (per 100k).
- 2-4.9% positive tests.

TIER 4: MINIMAL

- Less than 1 daily new cases (per 100k).
- Less than 2% positive tests.

| County | San Benito | Santa Clara | Santa Cruz | Monterey | Merced |
|---|------------|-------------|------------|----------|---------|
| Total Confirmed COVID-19 Cases | 4,778 | 88,379 | 11,715 | 34,959 | 23,199 |
| Population | 64,022 | 1,967,585 | 273,999 | 448,732 | 287,420 |
| Adjusted Case Rate* (per 100K population) | 95.9 | 40.4 | 53.2 | 84.3 | 69.5 |
| Current Positivity Rate* | 16.3% | 9.5% | 12.3% | 20.0% | 16.1% |

* Confirmed cases are updated daily (Monday-Friday). Rates are updated by CDPH.