



San Benito County Public Health Services



COVID-19 UPDATE: DECEMBER 7, 2020

Epidemiologic Week 50: 12/6/2020 - 12/12/2020

This report is based on only available data; not all results have been received.

San Benito County (SBC) Public Health Services continues to work with medical providers to identify and test individuals who meet criteria for COVID-19 testing. As of December 7, 2020, eighteen new cases have been reported, for a total of 2,177 confirmed cases of COVID-19 in SBC. Confirmed cases include patients who have since recovered and those who are deceased. Fifty-three percent (1,162) of positive cases reported were female; ages ranged from 29 days to 101 years (median: 35 years).

All results included in this update are current to December 7, 2020 at 2:30PM.

Total	Active	Recovered	Deaths
2,177	299	1,859	19
Negative Results		COVID-19 Required Hospitalizations	
18,755		107	

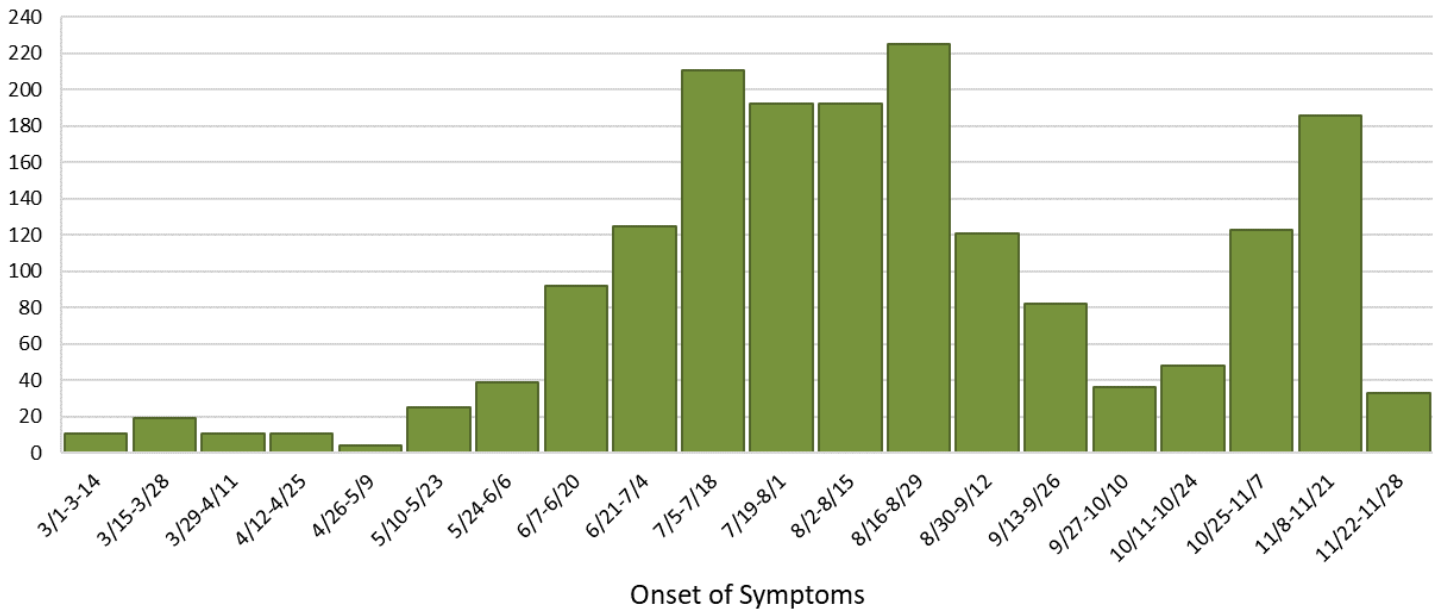
SBC Cases Likely Source of Exposure	
Classification	Cases
Travel-related	3%
Community Transmission	32%
Person-to-Person	65%

Community transmission occurs when the source of infection is unknown.

Person-to-person transmission occurs when infection is spread through a confirmed contact. Person-to-person transmission typically occurs in close-contact environments, such as households or workplaces.

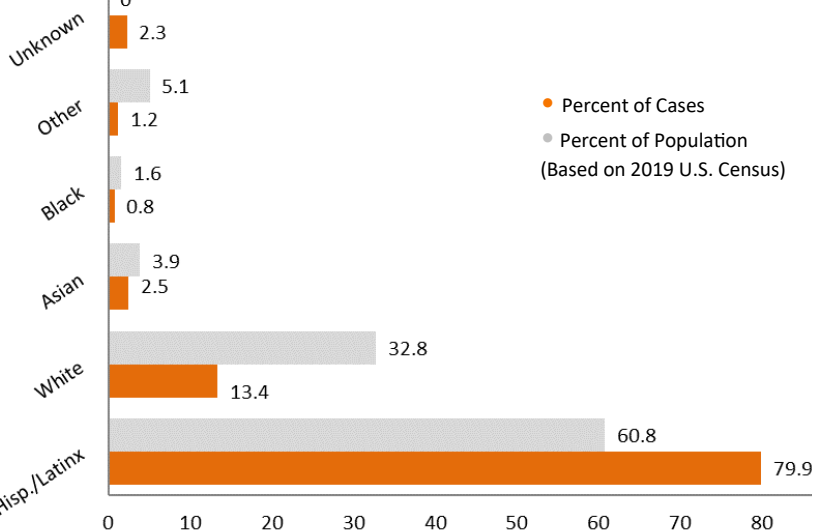
Confirmed COVID-19 Cases by Onset Date in SBC

n=1,753

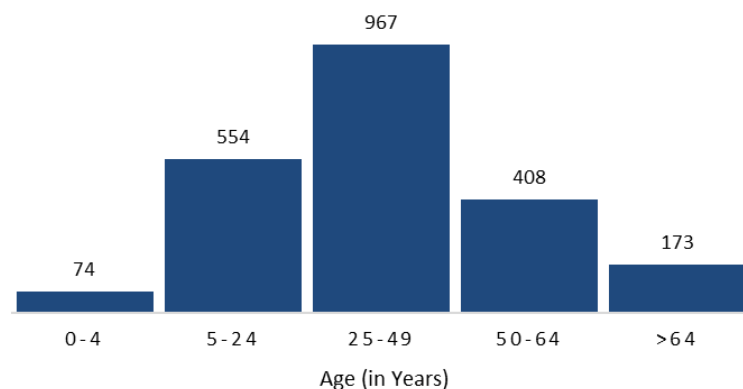


Cases in SBC by Race/Ethnicity[‡]

[‡]Race/Ethnicity categories with 5 or less reported cases have been included as "Other".



SBC COVID-19 Cases by Age Group





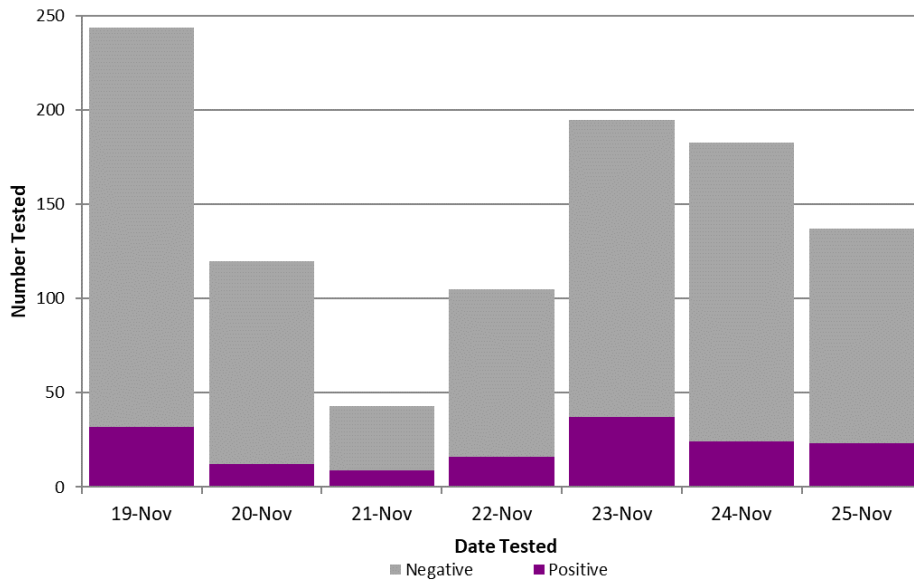
San Benito County Public Health Services



COVID-19 UPDATE: DECEMBER 7, 2020

This report is based on only available data; not all results have been received.

Testing Results in SBC*



SBC Positivity Rate*

7.1%

GOAL: Less than 5% testing positive for 2 consecutive weeks.

SBC New Cases*

31.0

GOAL: Less than 7 daily new cases (per 100k) for 2 consecutive weeks.

California Statewide Data

Positivity Rate**

6.4%

New Cases**

30.2

** Data shown for week 11/19-11/25.



California Blueprint for a Safer Economy

TIER 1: WIDESPREAD

- More than 7 daily new cases (per 100k).
- More than 8% positive tests.

TIER 2: SUBSTANTIAL

- 4-7 daily new cases (per 100k).
- 5-8% positive tests.

TIER 3: MODERATE

- 1-3.9 daily new cases (per 100k).
- 2-4.9% positive tests.

TIER 4: MINIMAL

- Less than 1 daily new cases (per 100k).
- Less than 2% positive tests.

County	San Benito	Santa Clara	Santa Cruz	Monterey	Merced
Total Confirmed COVID-19 Cases	2,177	40,624	5,130	16,602	12,891
Population	64,022	1,967,585	273,999	448,732	287,420
Adjusted Case Rate* (per 100K population)	31.0	11.0	11.3	30.7	30.2
Current Positivity Rate*	7.1%	3.5%	4.6%	11.0%	10.3%

* Confirmed cases are updated daily (Monday-Friday). Rates are updated by CDPH.