



San Benito County Public Health Services



COVID-19 UPDATE: NOVEMBER 24, 2020

Epidemiologic Week 48: 11/22/2020 - 11/28/2020

This report is based on only available data; not all results have been received.

San Benito County (SBC) Public Health Services continues to work with medical providers to identify and test individuals who meet criteria for COVID-19 testing. As of November 24, 2020, twenty-one new cases have been reported, for a total of 1,767 confirmed cases of COVID-19 in SBC. Confirmed cases include patients who have since recovered and those who are deceased. Fifty-four percent (950) of positive cases reported were female; ages ranged from 29 days to 101 years (median: 35 years).

All results included in this update are current to November 24, 2020 at 3:30PM.

Total	Active	Recovered	Deaths
1,767	124	1,628	16
Negative Results		COVID-19 Required Hospitalizations	
17,310		93	

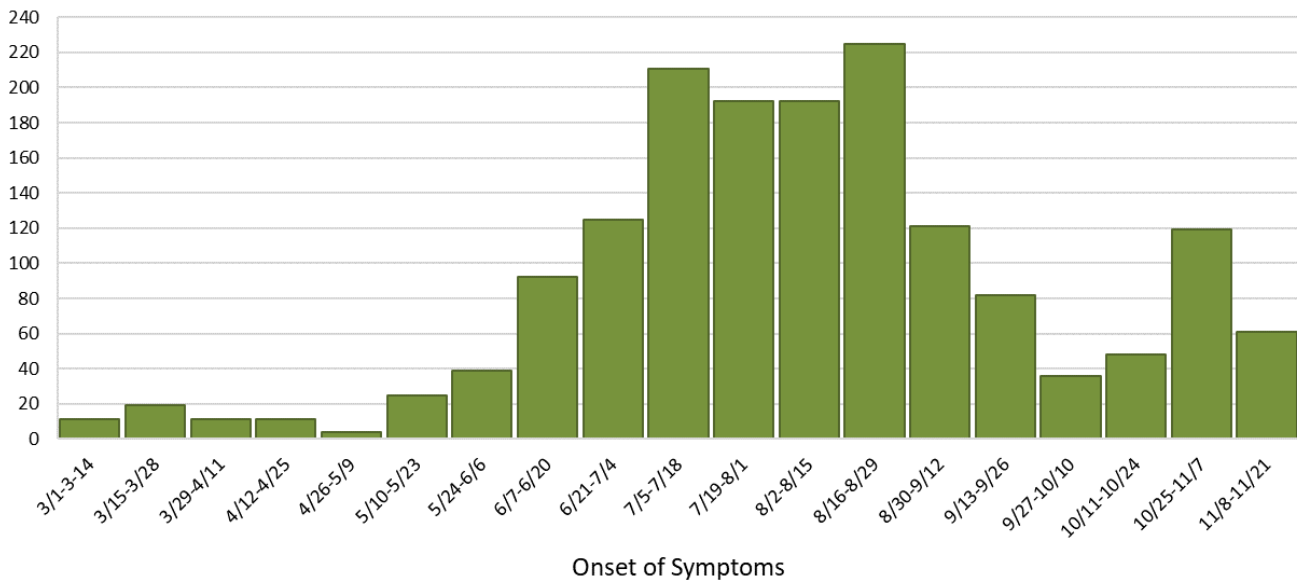
SBC Cases Likely Source of Exposure	
Classification	Cases
Travel-related	50
Community Transmission	535
Person-to-Person	1,051
Under Investigation	131

Community transmission occurs when the source of infection is unknown.

Person-to-person transmission occurs when infection is spread through a confirmed contact. Person-to-person transmission typically occurs in close-contact environments, such as households or workplaces.

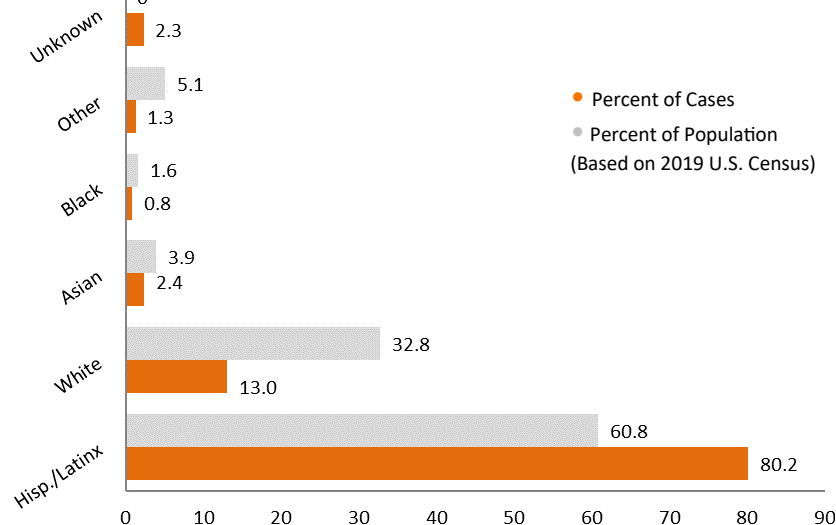
Confirmed COVID-19 Cases by Onset Date in SBC

n=1,624

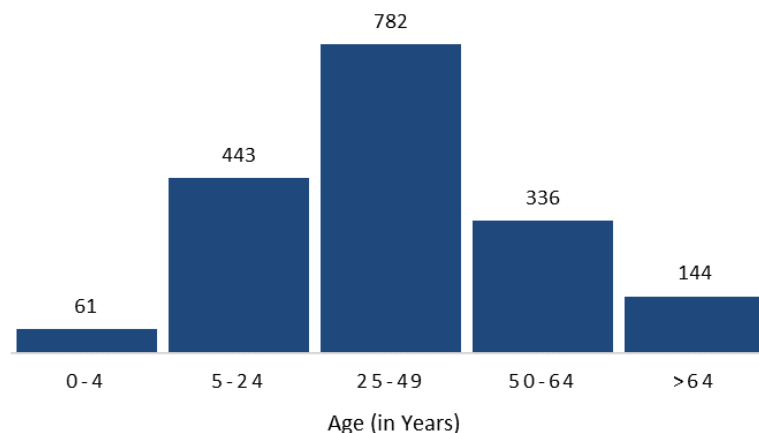


Cases in SBC by Race/Ethnicity[‡]

[‡]Race/Ethnicity categories with 5 or less reported cases have been included as "Other".



SBC COVID-19 Cases by Age Group





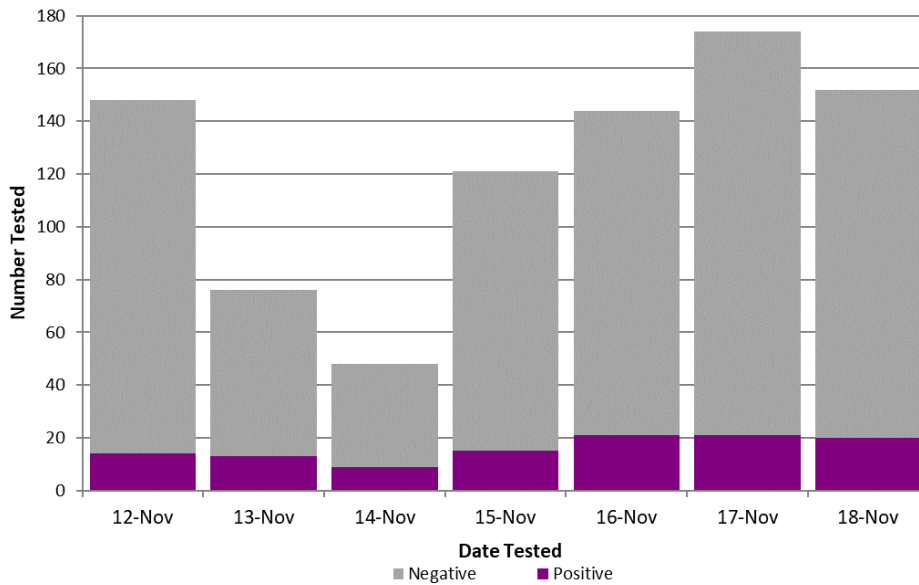
San Benito County Public Health Services



COVID-19 UPDATE: NOVEMBER 24, 2020

This report is based on only available data; not all results have been received.

Testing Results in SBC*



SBC Positivity Rate*

6.5%

GOAL: Less than 5% testing positive for 2 consecutive weeks.

SBC New Cases*

22.8

GOAL: Less than 7 daily new cases (per 100k) for 2 consecutive weeks.

California Statewide Data

Positivity Rate**

6.2%

New Cases**

24.9

** Data shown for week 11/12-11/18.



California Blueprint for a Safer Economy

TIER 1: WIDESPREAD

- More than 7 daily new cases (per 100k).
- More than 8% positive tests.

TIER 2: SUBSTANTIAL

- 4-7 daily new cases (per 100k).
- 5-8% positive tests.

TIER 3: MODERATE

- 1-3.9 daily new cases (per 100k).
- 2-4.9% positive tests.

TIER 4: MINIMAL

- Less than 1 daily new cases (per 100k).
- Less than 2% positive tests.

County	San Benito	Santa Clara	Santa Cruz	Monterey	Merced
Total Confirmed COVID-19 Cases	1,767	31,603	4,092	14,228	11,460
Population	64,022	1,967,585	273,999	448,732	287,420
Adjusted Case Rate* (per 100K population)	22.8	7.7	11.3	18.7	20.5
Current Positivity Rate*	6.5%	3.0%	4.7%	7.8%	7.2%

* Confirmed cases are updated daily (Monday-Friday). Rates are updated by CDPH.