



San Benito County Public Health Services



COVID-19 UPDATE: NOVEMBER 17, 2020

Epidemiologic Week 47: 11/15/2020 - 11/21/2020

This report is based on only available data; not all results have been received.

San Benito County (SBC) Public Health Services continues to work with medical providers to identify and test individuals who meet criteria for COVID-19 testing. As of November 17, 2020, twenty-three new cases have been reported, for a total of 1,643 confirmed cases of COVID-19 in SBC. Confirmed cases include patients who have since recovered and those who are deceased. Fifty-three percent (866) of positive cases reported were female; ages ranged from 29 days to 101 years (median: 36 years).

All results included in this update are current to November 17, 2020 at 3:45PM.

Total	Active	Recovered	Deaths
1,643	82	1,546	15
Negative Results		COVID-19 Required Hospitalizations	
16,457		85	

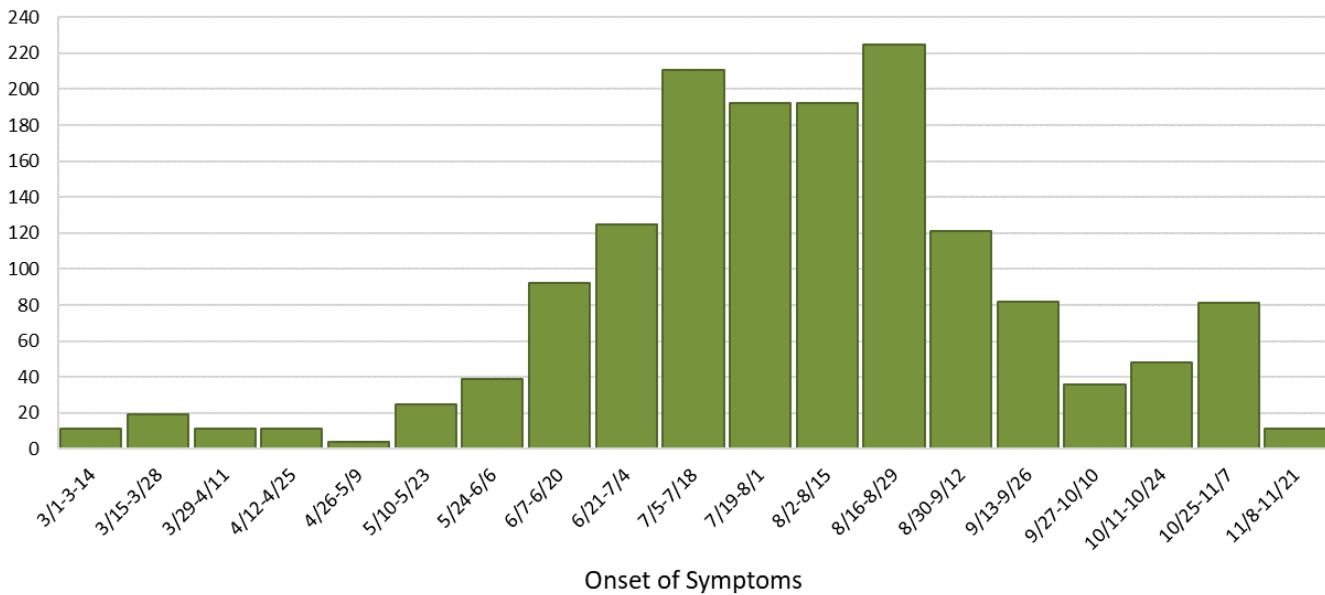
SBC Cases Likely Source of Exposure	
Classification	Cases
Travel-related	46
Community Transmission	510
Person-to-Person	992
Under Investigation	95

Community transmission occurs when the source of infection is unknown.

Person-to-person transmission occurs when infection is spread through a confirmed contact. Person-to-person transmission typically occurs in close-contact environments, such as households or workplaces.

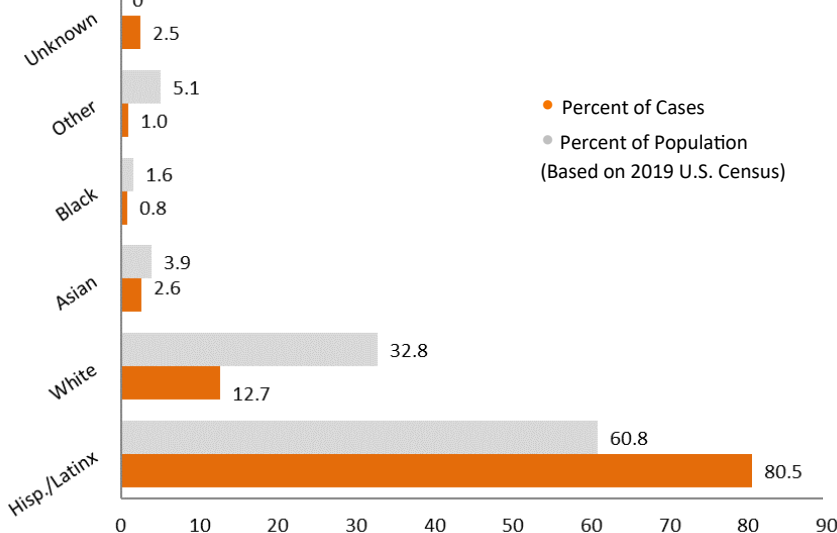
Confirmed COVID-19 Cases by Onset Date in SBC

n=1,536

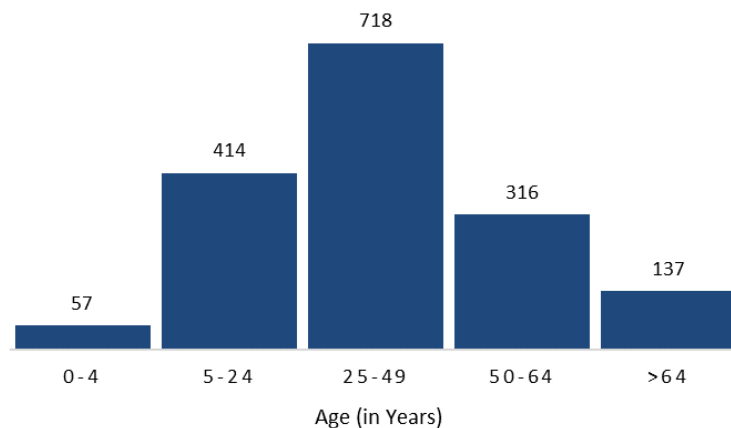


Cases in SBC by Race/Ethnicity[‡]

[‡]Race/Ethnicity categories with 5 or less reported cases have been included as "Other".



SBC COVID-19 Cases by Age Group





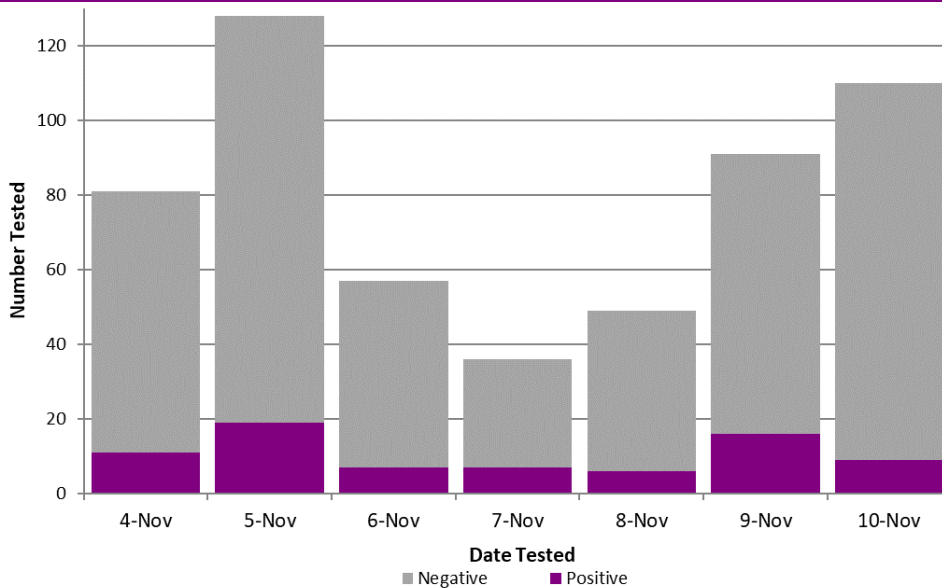
San Benito County Public Health Services



COVID-19 UPDATE: NOVEMBER 17, 2020

This report is based on only available data; not all results have been received.

Testing Results in SBC*



SBC Positivity Rate*

6.3%

GOAL: Less than 5% testing positive for 2 consecutive weeks.

SBC New Cases*

15.8

GOAL: Less than 7 daily new cases (per 100k) for 2 consecutive weeks.

California Statewide Data

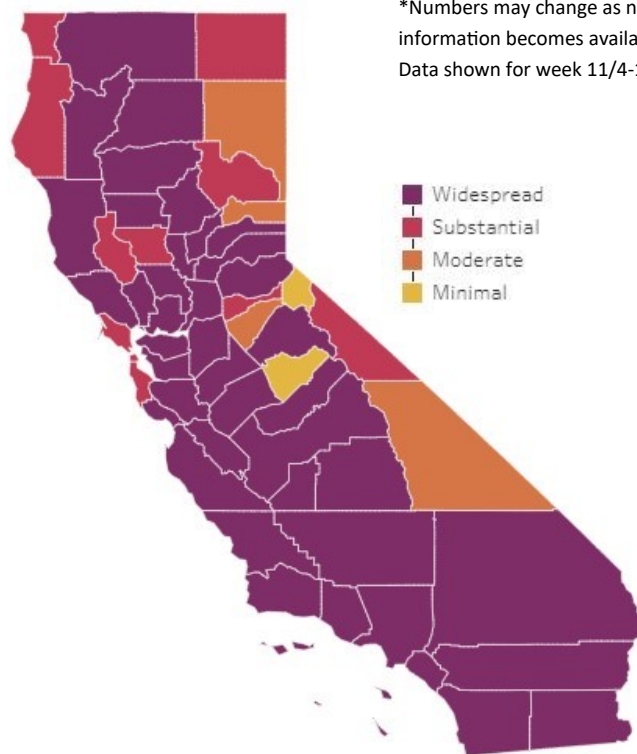
Positivity Rate**

5.2%

New Cases**

16.5

** Data shown for week 11/4-11/10.



California Blueprint for a Safer Economy

TIER 1: WIDESPREAD

- More than 7 daily new cases (per 100k).
- More than 8% positive tests.

TIER 2: SUBSTANTIAL

- 4-7 daily new cases (per 100k).
- 5-8% positive tests.

TIER 3: MODERATE

- 1-3.9 daily new cases (per 100k).
- 2-4.9% positive tests.

TIER 4: MINIMAL

- Less than 1 daily new cases (per 100k).
- Less than 2% positive tests.

County	San Benito	Santa Clara	Santa Cruz	Monterey	Merced
Total Confirmed COVID-19 Cases	1,643	29,023	3,557	13,189	10,662
Population	64,022	1,967,585	273,999	448,732	287,420
Adjusted Case Rate* (per 100K population)	15.8	7.6	11.0	14.1	16.8
Current Positivity Rate*	6.3%	2.5%	3.9%	6.1%	6.4%

* Confirmed cases are updated daily (Monday-Friday). Rates are updated by CDPH.