



San Benito County Public Health Services



COVID-19 UPDATE: NOVEMBER 16, 2020

Epidemiologic Week 47: 11/15/2020 - 11/21/2020

This report is based on only available data; not all results have been received.

San Benito County (SBC) Public Health Services continues to work with medical providers to identify and test individuals who meet criteria for COVID-19 testing. As of November 16, 2020, seven new cases have been reported, for a total of 1,620 confirmed cases of COVID-19 in SBC. Confirmed cases include patients who have since recovered and those who are deceased. Fifty-three percent (855) of positive cases reported were female; ages ranged from 26 days to 101 years (median: 36 years).

All results included in this update are current to November 16, 2020 at 3:30PM.

Total	Active	Recovered	Deaths
1,620	88	1,517	15
Negative Results		COVID-19 Required Hospitalizations	
16,376		85	

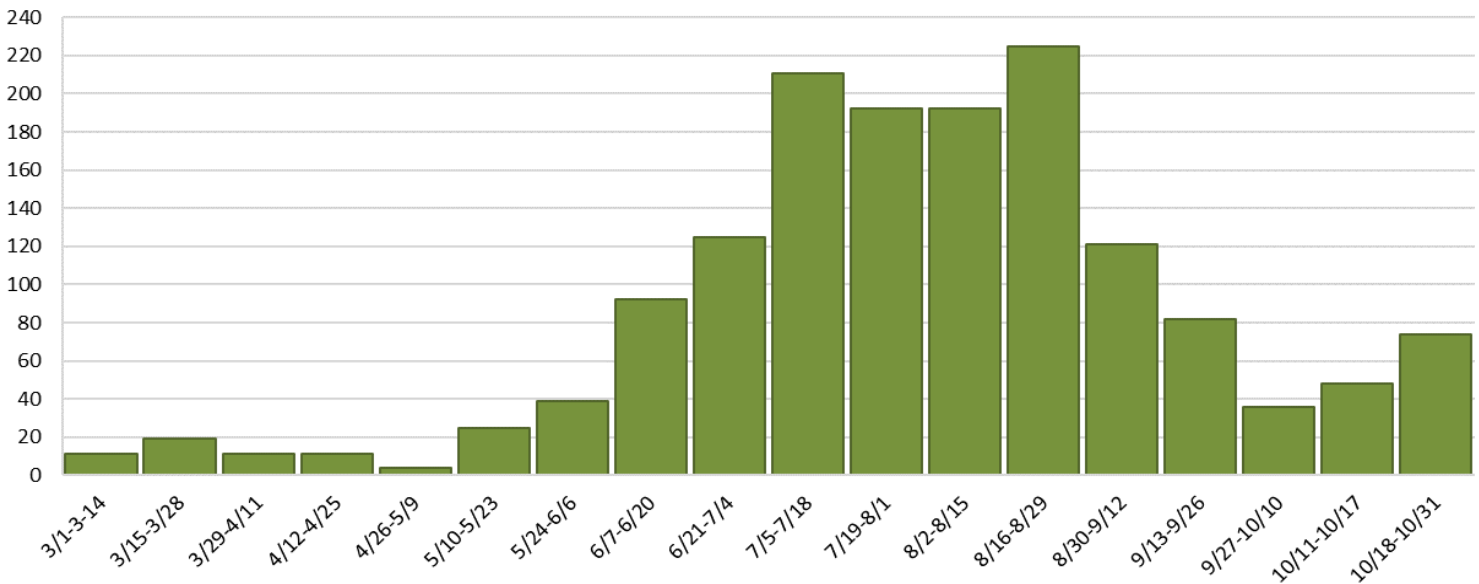
SBC Cases Likely Source of Exposure	
Classification	Cases
Travel-related	46
Community Transmission	503
Person-to-Person	988
Under Investigation	83

Community transmission occurs when the source of infection is unknown.

Person-to-person transmission occurs when infection is spread through a confirmed contact. Person-to-person transmission typically occurs in close-contact environments, such as households or workplaces.

Confirmed COVID-19 Cases by Onset Date in SBC

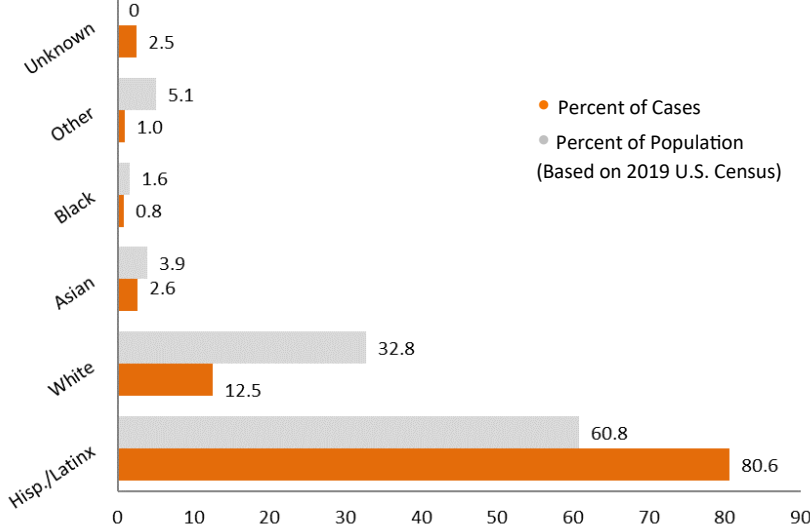
n=1,518



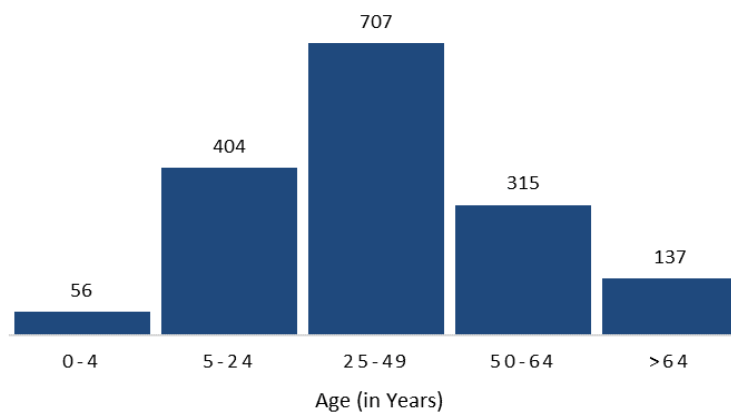
Onset of Symptoms

Cases in SBC by Race/Ethnicity[‡]

[‡]Race/Ethnicity categories with 5 or less reported cases have been included as "Other".



SBC COVID-19 Cases by Age Group





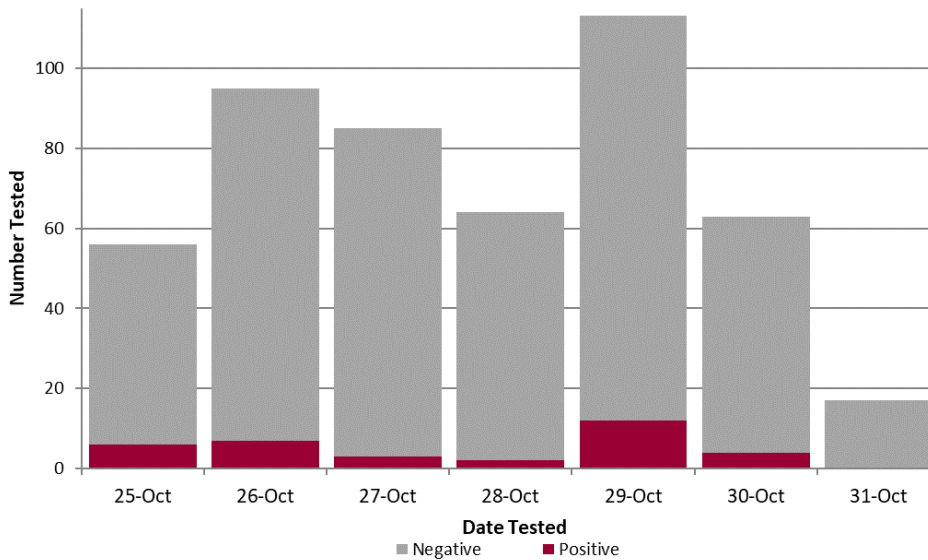
San Benito County Public Health Services



COVID-19 UPDATE: NOVEMBER 16, 2020

This report is based on only available data; not all results have been received.

Testing Results in SBC*



SBC Positivity Rate*

3.1%

GOAL: Less than 5% testing positive for 2 consecutive weeks.

SBC New Cases*

6.2

GOAL: Less than 4 daily new cases (per 100k) for 2 consecutive weeks.

California Statewide Data

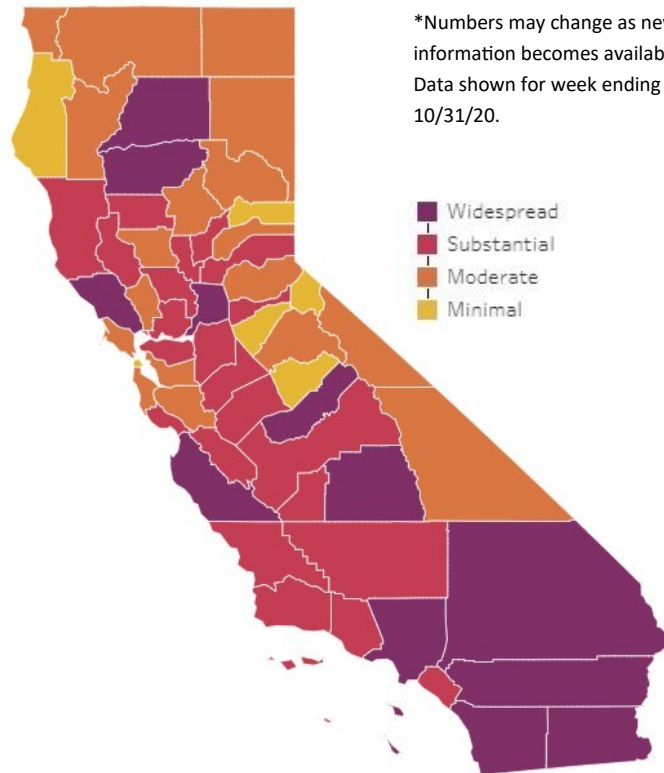
Positivity Rate**

3.4%

New Cases**

8.4

** Data shown for week ending 10/31/20.



California Blueprint for a Safer Economy

TIER 1: WIDESPREAD

- More than 7 daily new cases (per 100k).
- More than 8% positive tests.

TIER 2: SUBSTANTIAL

- 4-7 daily new cases (per 100k).
- 5-8% positive tests.

TIER 3: MODERATE

- 1-3.9 daily new cases (per 100k).
- 2-4.9% positive tests.

TIER 4: MINIMAL

- Less than 1 daily new cases (per 100k).
- Less than 2% positive tests.

County	San Benito	Santa Clara	Santa Cruz	Monterey	Merced
Total Confirmed COVID-19 Cases	1,620	28,686	3,530	13,110	10,374
Population	64,022	1,967,585	273,999	448,732	287,420
Adjusted Case Rate* (per 100K population)	6.2	4.1	5.9	10.0	12.8
Current Test Rate* (per 100K population)	272.5	468.9	351.0	301.1	242.5
Current Positivity Rate*	3.1%	1.6%	2.0%	4.4%	4.8%

* Confirmed cases are updated daily (Monday-Friday). Rates are updated weekly by CDPH.