



San Benito County Public Health Services



COVID-19 UPDATE: OCTOBER 5, 2020 Epidemiologic Week 41: 10/4/2020 - 10/10/2020

This report is based on only available data; not all results have been received.

San Benito County (SBC) Public Health Services continues to work with medical providers to identify and test individuals who meet criteria for COVID-19 testing. As of October 5, 2020, two new cases have been reported, for a total of 1,367 confirmed cases of COVID-19 in SBC. Confirmed cases include patients who have since recovered and those who are deceased. Fifty-three percent (719) of positive cases reported were female; ages ranged from 2 months to 101 years (median: 36 years).

All results included in this update are current to October 5, 2020 at 3:30PM.

Total	Active	Recovered	Deaths
1,367	26	1,329	12
Negative Results		COVID-19 Required Hospitalizations	
13,510		75	

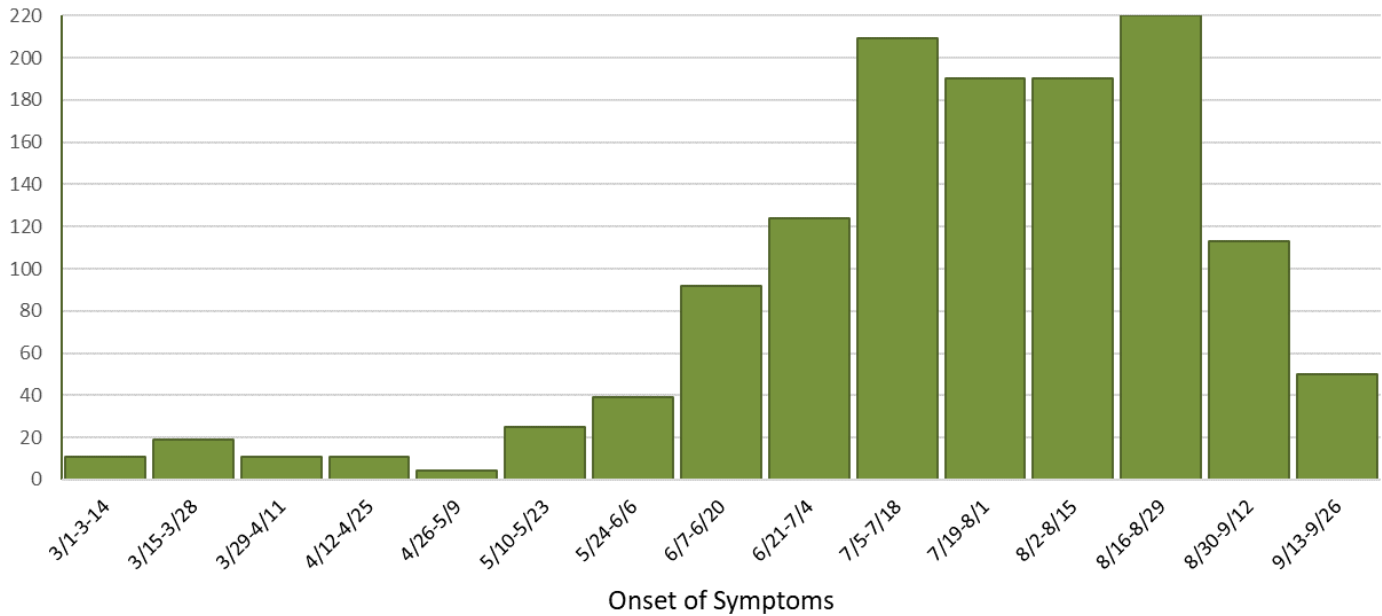
SBC Cases Likely Source of Exposure	
Classification	Cases
Travel-related	35
Community Transmission	438
Person-to-Person	846
Under Investigation	48

Community transmission occurs when the source of infection is unknown.

Person-to-person transmission occurs when infection is spread through a confirmed contact. Person-to-person transmission typically occurs in close-contact environments, such as households or workplaces.

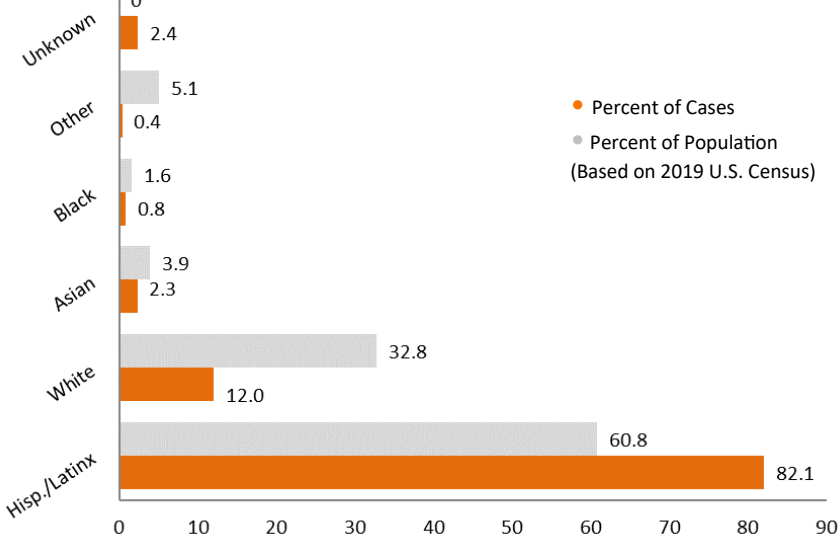
Confirmed COVID-19 Cases by Onset Date in SBC

n=1,310

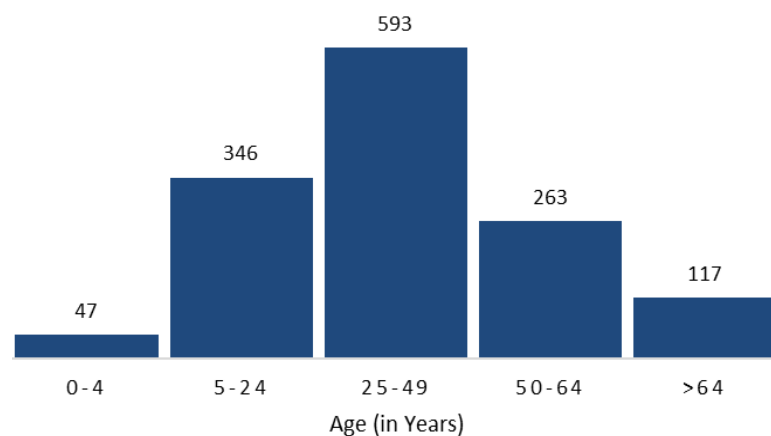


Cases in SBC by Race/Ethnicity[‡]

[‡]Race/Ethnicity categories with 5 or less reported cases have been included as "Other".



SBC COVID-19 Cases by Age Group





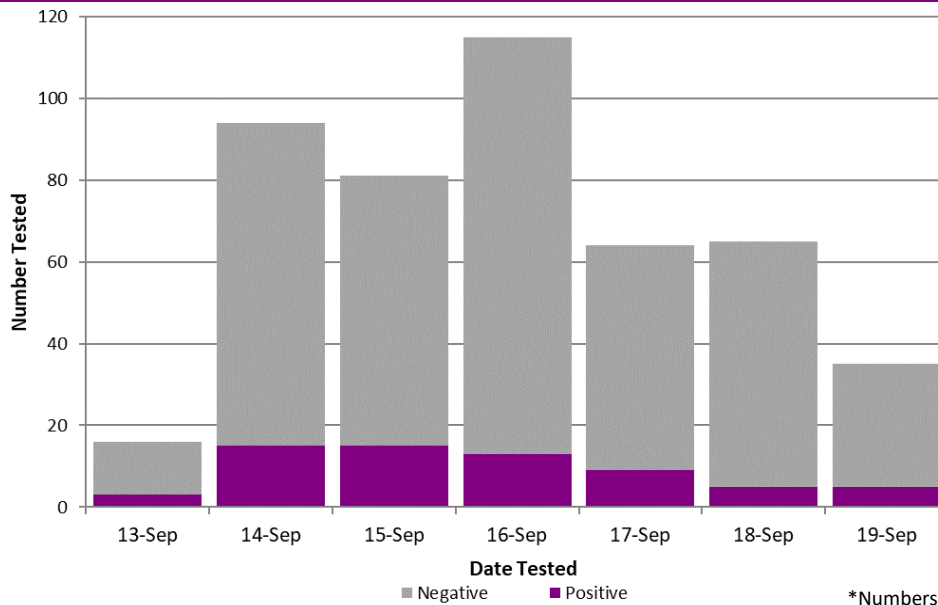
San Benito County Public Health Services



COVID-19 UPDATE: OCTOBER 5, 2020

This report is based on only available data; not all results have been received.

Testing Results in SBC*



SBC Positivity Rate*

7.5%

GOAL: Less than 8% testing positive for 2 consecutive weeks.

SBC New Cases*

10.9

GOAL: Less than 7 daily new cases (per 100k) for 2

*Numbers may change as new information becomes available.
Data shown for week ending 9/19/20.

California Statewide Data

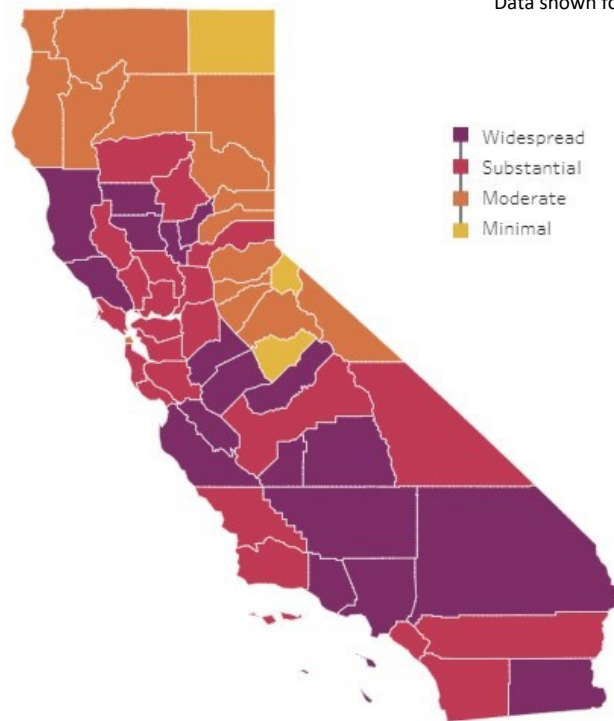
Positivity Rate**

3.4%

New Cases**

7.0

** Data shown for week ending 9/19/20.



California Blueprint for a Safer Economy

TIER 1: WIDESPREAD

- More than 7 daily new cases (per 100k).
- More than 8% positive tests.

TIER 2: SUBSTANTIAL

- 4-7 daily new cases (per 100k).
- 5-8% positive tests.

TIER 3: MODERATE

- 1-3.9 daily new cases (per 100k).
- 2-4.9% positive tests.

TIER 4: MINIMAL

- Less than 1 daily new cases (per 100k).
- Less than 2% positive tests.

County	San Benito	Santa Clara	Santa Cruz	Monterey	Merced
Total Confirmed COVID-19 Cases	1,367	21,840	2,519	10,402	9,081
Population	64,022	1,967,585	273,999	448,732	287,420
Adjusted Case Rate* (per 100K population)	10.9	4.7	7.0	9.9	6.9
Current Test Rate* (per 100K population)	225.1	330.0	243.1	252.1	224.0
Current Positivity Rate*	7.5%	2.4%	3.5%	5.8%	3.6%

* Confirmed cases are updated daily (Monday-Friday). Rates are updated weekly by CDPH.