



San Benito County Public Health Services

COVID-19 UPDATE: SEPTEMBER 21, 2020

Epidemiologic Week 39: 9/20/2020 - 9/26/2020



This report is based on only available data; not all results have been received.

San Benito County (SBC) Public Health Services continues to work with medical providers to identify and test individuals who meet criteria for COVID-19 testing. As of September 21, 2020, nine new cases have been reported, for a total of 1,310 confirmed cases of COVID-19 in SBC. Confirmed cases include patients who have since recovered and those who are deceased. Fifty-three percent (690) of positive cases reported were female; ages ranged from 2 months to 101 years (median: 36 years).

All results included in this update are current to September 21, 2020 at 3:00PM.

Total	Active	Recovered	Deaths
1,310	68	1,231	11
Negative Results		COVID-19 Required Hospitalizations	
12,729		70	

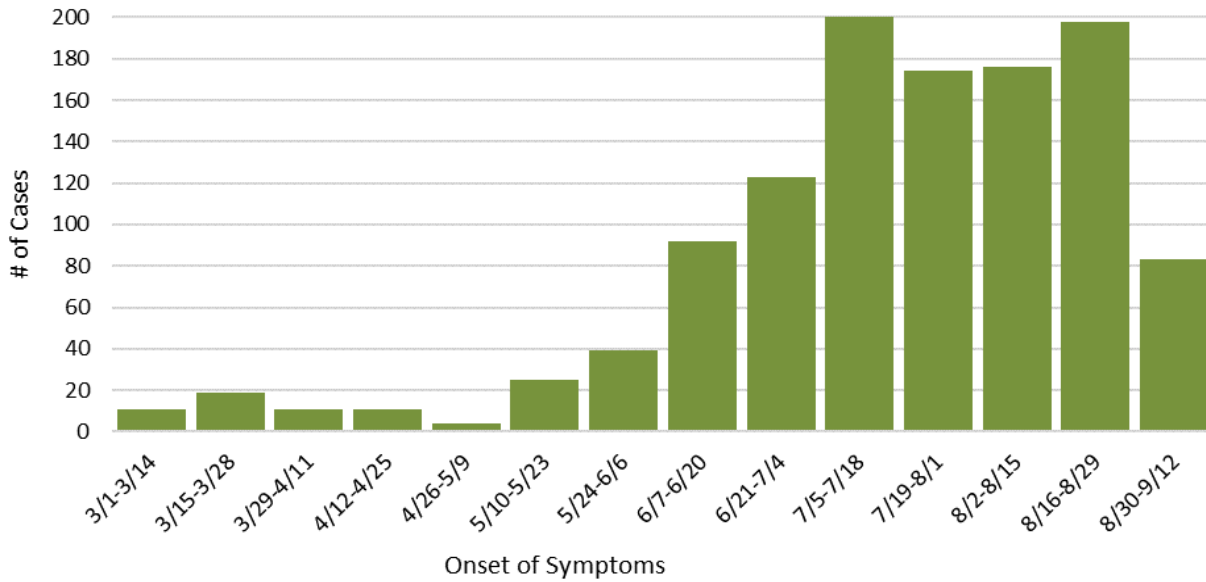
SBC Cases Likely Source of Exposure	
Classification	Cases
Travel-related	32
Community Transmission	409
Person-to-Person	759
Under Investigation	110

Community transmission occurs when the source of infection is unknown.

Person-to-person transmission occurs when infection is spread through a confirmed contact. Person-to-person transmission typically occurs in close-contact environments, such as households or workplaces.

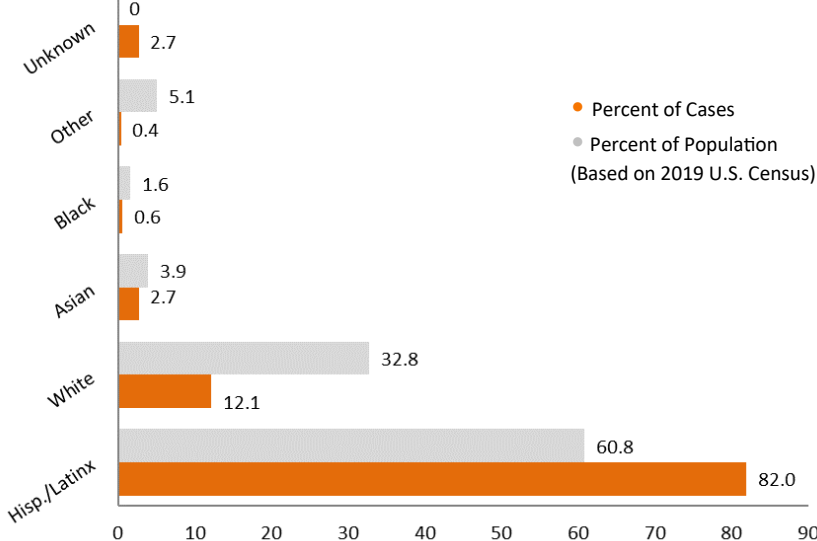
Confirmed COVID-19 Cases by Onset Date in SBC

Based on available data; not all results have been reported.

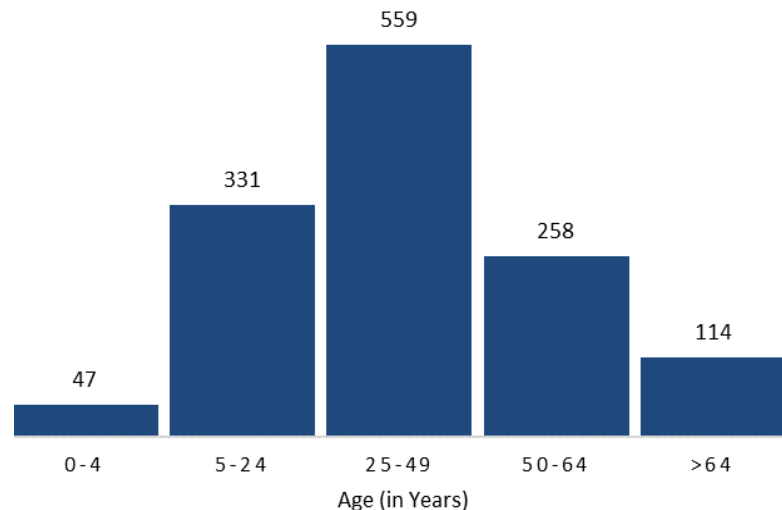


Cases in SBC by Race/Ethnicity[‡]

[‡]Race/Ethnicity categories with 5 or less reported cases have been included as "Other".



SBC COVID-19 Cases by Age Group





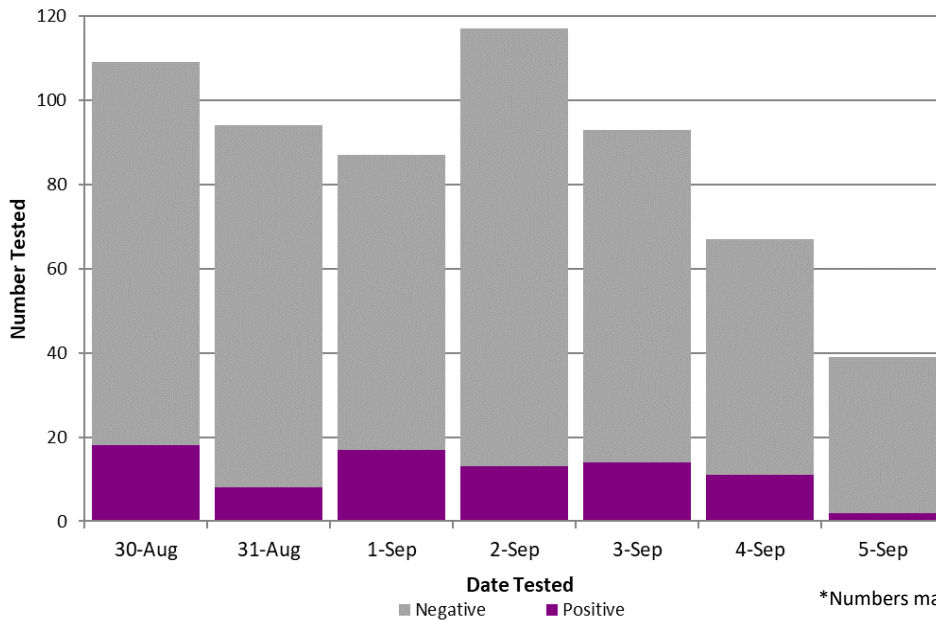
San Benito County Public Health Services



COVID-19 UPDATE: SEPTEMBER 21, 2020

This report is based on only available data; not all results have been received.

Testing Results in SBC*



SBC Positivity Rate*

8.1%

GOAL: Less than 8% testing positive in last 7 days.

SBC New Cases*

16.1

GOAL: Less than 7 daily new cases (per 100k).

*Numbers may change as new information becomes available.

California Statewide Data

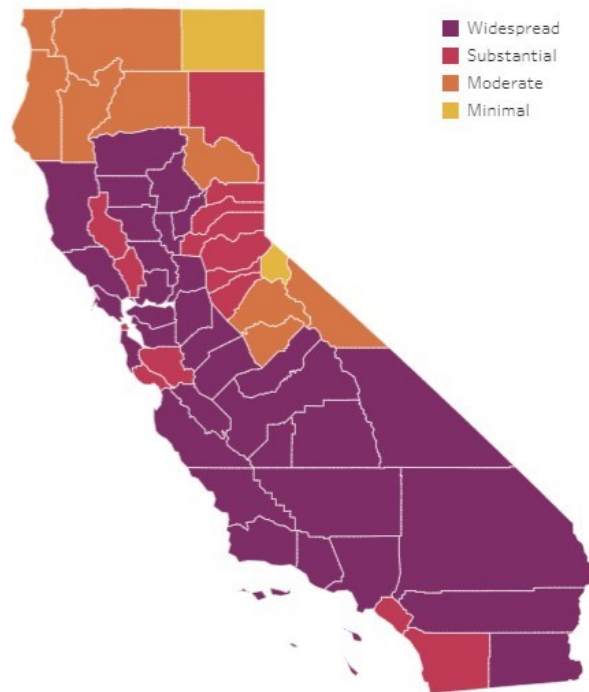
Positivity Rate**

4.2%

New Cases**

7.7

** Data shown for week ending 9/5/20.



California Blueprint for a Safer Economy

TIER 1: WIDESPREAD

- More than 7 daily new cases (per 100k).
- More than 8% positive tests.

TIER 2: SUBSTANTIAL

- 4-7 daily new cases (per 100k).
- 5-8% positive tests.

TIER 3: MODERATE

- 1-3.9 daily new cases (per 100k).
- 2-4.9% positive tests.

TIER 4: MINIMAL

- Less than 1 daily new cases (per 100k).
- Less than 2% positive tests.

County	San Benito	Santa Clara	Santa Cruz	Monterey	Merced
Total Confirmed COVID-19 Cases	1,310	20,410	2,276	9,568	8,750
Population	64,022	1,967,585	273,999	448,732	287,420
Adjusted Case Rate* (per 100K population)	16.1	6.0	5.5	13.9	9.5
Current Test Rate* (per 100K population)	257.7	307.4	216.5	189.5	383.5
Current Positivity Rate*	8.1%	3.0%	3.6%	9.8%	5.3%

* Confirmed cases are updated daily (Monday-Friday). Rates are updated weekly by CDPH.